

Unaudited Half-yearly Financial Results for the period ended March 31, 2021

(Pursuant to Regulations 59 of the Securities and Exchange Board of India (Mutual Funds) Regulations, 1996)

Sr. No.	Particulars	L&T Infrastructure Fund	L&T Midcap Fund	L&T Flexicap Fund (formerly known as L&T Equity Fund)	L&T Large and MidCap Fund	L&T Tax Advantage Fund	L&T Hybrid Equity Fund	L&T Balanced Advantage Fund (formerly known as L&T Dynamic Equity Fund)	L&T India Value Fund	L&T India Large Cap Fund
1.1	Unit Capital at the beginning of the half-year period [₹ in Crores]	857.41	462.46	396.21	288.88	809.38	2,278.47	305.65	1,842.66	217.48
1.2	Unit Capital at the end of the half-year period [₹ in Crores]	667.07	388.01	361.29	257.34	684.92	1,790.80	575.61	1,494.77	200.39
2	Reserve & Surplus [₹ in Crores]	561.03	6,038.26	2,248.31	1,021.43	2,720.08	3,593.76	1,013.12	5,244.20	425.66
3.1	Total Net Assets at the beginning of the half-year period [₹ in Crores]	1,105.62	5,928.21	2,340.09	1,196.26	3,086.62	5,637.81	764.38	6,310.41	539.08
3.2	Total Net Assets at the end of the half-year period [₹ in Crores]	1,228.10	6,426.27	2,609.60	1,278.77	3,405.00	5,384.56	1,588.73	6,738.97	626.05
4.1	NAV at the beginning of the half-year period									
	Regular Growth [₹]	NA	NA	NA	NA	NA	NA	NA	NA	NA
	Regular Plan - Growth [₹]	12.75	137.46	80.556	48.104	52.720	26.572	26.905	34.882	27.005
	Regular Plan - Bonus [₹]	NA	NA	NA	NA	NA	NA	NA	NA	NA
	Regular Plan - Dividend [₹]	12.75	38.45	27.150	23.127	19.083	19.361	17.160	24.504	15.487
	Regular Plan - Daily Dividend [₹]	NA	NA	NA	NA	NA	NA	NA	NA	NA
	Regular Plan - Weekly Dividend [₹]	NA	NA	NA	NA	NA	NA	NA	NA	NA
	Regular Plan - Monthly Dividend [₹]	NA	NA	NA	NA	NA	NA	NA	NA	NA
	Regular Plan - Quarterly Dividend [₹]	NA	NA	NA	NA	NA	NA	NA	NA	NA
	Regular Plan - Semi Annual Dividend [₹]	NA	NA	NA	NA	NA	NA	NA	NA	NA
	Regular Plan - Annual Dividend [₹]	NA	NA	NA	NA	NA	12.286	NA	NA	NA
	Direct Plan - Growth [₹]	13.61	147.40	84.973	51.001	55.387	28.739	29.223	37.185	28.608
	Direct Plan - Bonus [₹]	NA	NA	NA	NA	NA	NA	NA	NA	NA
	Direct Plan - Dividend [₹]	13.61	41.31	31.209	26.234	24.570	21.788	18.940	28.080	16.892
	Direct Plan - Daily Dividend [₹]	NA	NA	NA	NA	NA	NA	NA	NA	NA
	Direct Plan - Weekly Dividend [₹]	NA	NA	NA	NA	NA	NA	NA	NA	NA
	Direct Plan - Monthly Dividend [₹]	NA	NA	NA	NA	NA	NA	NA	NA	NA
	Direct Plan - Quarterly Dividend [₹]	NA	NA	NA	NA	NA	NA	NA	NA	NA
	Direct Plan - Semi Annual Dividend [₹]	NA	NA	NA	NA	NA	NA	NA	NA	NA
	Direct Plan - Annual Dividend [₹]	NA	NA	NA	NA	NA	13.062	NA	NA	NA
4.2	NAV at the end of the half-year period									
	Regular Growth [₹]	NA	NA	NA	NA	NA	NA	NA	NA	NA
	Regular Plan - Growth [₹]	18.17	175.26	100.058	57.659	67.250	32.174	28.798	45.663	34.292
	Regular Plan - Bonus [₹]	NA	NA	NA	NA	NA	NA	NA	NA	NA
	Regular Plan - Dividend [₹]	18.17	49.02	31.268	26.748	22.448	22.864	17.705	32.077	18.492
	Regular Plan - Daily Dividend [₹]	NA	NA	NA	NA	NA	NA	NA	NA	NA
	Regular Plan - Weekly Dividend [₹]	NA	NA	NA	NA	NA	NA	NA	NA	NA
	Regular Plan - Monthly Dividend [₹]	NA	NA	NA	NA	NA	NA	NA	NA	NA
	Regular Plan - Quarterly Dividend [₹]	NA	NA	NA	NA	NA	NA	NA	NA	NA
	Regular Plan - Semi Annual Dividend [₹]	NA	NA	NA	NA	NA	NA	NA	NA	NA
	Regular Plan - Annual Dividend [₹]	NA	NA	NA	NA	NA	14.169	NA	NA	NA
	Direct Plan - Growth [₹]	19.52	188.97	105.897	61.391	70.876	34.977	31.485	48.907	36.485
	Direct Plan - Bonus [₹]	NA	NA	NA	NA	NA	NA	NA	NA	NA
	Direct Plan - Dividend [₹]	19.52	52.97	36.095	30.477	29.544	25.867	19.681	36.931	20.260
	Direct Plan - Daily Dividend [₹]	NA	NA	NA	NA	NA	NA	NA	NA	NA
	Direct Plan - Weekly Dividend [₹]	NA	NA	NA	NA	NA	NA	NA	NA	NA
	Direct Plan - Monthly Dividend [₹]	NA	NA	NA	NA	NA	NA	NA	NA	NA
	Direct Plan - Quarterly Dividend [₹]	NA	NA	NA	NA	NA	NA	NA	NA	NA
	Direct Plan - Semi Annual Dividend [₹]	NA	NA	NA	NA	NA	NA	NA	NA	NA
	Direct Plan - Annual Dividend [₹]	NA	NA	NA	NA	NA	15.139	NA	NA	NA
4.3	Dividend (gross) paid per unit during the half-year period									
	Regular Plan - Dividend [₹]	NA	NA	2.5000000	0.9200000	1.8000000	0.5600000	0.6500000	NA	1.1000000
	Regular Plan - Daily Dividend [₹]	NA	NA	NA	NA	NA	NA	NA	NA	NA
	Regular Plan - Weekly Dividend [₹]	NA	NA	NA	NA	NA	NA	NA	NA	NA
	Regular Plan - Monthly Dividend [₹]	NA	NA	NA	NA	NA	NA	NA	NA	NA
	Regular Plan - Quarterly Dividend [₹]	NA	NA	NA	NA	NA	NA	NA	NA	NA
	Regular Plan - Semi Annual Dividend [₹]	NA	NA	NA	NA	NA	NA	NA	NA	NA
	Regular Plan - Annual Dividend [₹]	NA	NA	NA	NA	NA	0.7000000	NA	NA	NA
	Direct Plan - Dividend [₹]	NA	NA	2.8500000	1.0400000	1.8000000	0.6300000	0.7100000	NA	1.2000000
	Direct Plan - Daily Dividend [₹]	NA	NA	NA	NA	NA	NA	NA	NA	NA
	Direct Plan - Weekly Dividend [₹]	NA	NA	NA	NA	NA	NA	NA	NA	NA
	Direct Plan - Monthly Dividend [₹]	NA	NA	NA	NA	NA	NA	NA	NA	NA
	Direct Plan - Quarterly Dividend [₹]	NA	NA	NA	NA	NA	NA	NA	NA	NA
	Direct Plan - Semi Annual Dividend [₹]	NA	NA	NA	NA	NA	NA	NA	NA	NA
	Direct Plan - Annual Dividend [₹]	NA	NA	NA	NA	NA	0.7500000	NA	NA	NA
	Income									
5.1	Dividend [₹ in Crores]	4.77	19.77	9.62	5.00	13.48	13.15	3.49	33.30	2.20
5.2	Interest [₹ in Crores]	0.12	3.07	1.12	0.69	1.66	43.52	7.94	0.73	0.08
5.3	Profit/(Loss) on sale/redemption of investments (other than inter scheme transfer/sale) [₹ in Crores]	(30.91)	201.08	86.75	65.04	241.83	639.19	(66.42)	795.72	46.33
5.4	Profit/(Loss) on inter scheme transfer/ sale of investments [₹ in Crores]	-	-	-	-	-	3.76	-	-	-
5.5	Other income % [₹ in Crores]	0.30	2.15	0.16	0.16	0.01	0.33	0.66	1.01	0.21
5.6	Total Income (5.1 to 5.5) [₹ in Crores]	(25.73)	226.07	97.65	70.89	256.98	699.95	(54.33)	830.77	48.81
	Expenses									
6.1(a)	Management Fees (excluding GST) [₹ in Crores]	4.74	16.91	14.81	7.20	18.39	17.75	3.42	22.80	3.95
6.1(b)	Management Fees (excluding GST) pertaining to preceding half year considered in the current half year period \$\$ [₹ in Crores]									
6.2	Trustee Fees [₹ in Crores]	0.00	0.00	0.00	0.00	0.00	0.00	0.00	0.00	0.00
6.3	Total Recurring Expenses (including 6.1 and 6.2) [₹ in Crores]	11.96	49.88	26.30	13.98	32.82	50.35	11.65	56.08	7.28
6.4(a)	Percentage of Management Fees to average daily net assets (annualised)	0.80%	0.55%	1.16%	1.14%	1.09%	0.63%	0.62%	0.69%	1.31%



Unaudited Half-yearly Financial Results for the period ended March 31, 2021

(Pursuant to Regulations 59 of the Securities and Exchange Board of India (Mutual Funds) Regulations, 1996)


Sr. No.	Particulars	L&T Infrastructure Fund	L&T Midcap Fund	L&T Flexicap Fund (formerly known as L&T Equity Fund)	L&T Large and MidCap Fund	L&T Tax Advantage Fund	L&T Hybrid Equity Fund	L&T Balanced Advantage Fund (formerly known as L&T Dynamic Equity Fund)	L&T India Value Fund	L&T India Large Cap Fund
6.4(b)	Percentage of Management Fees to average daily net assets (annualised) pertaining to preceding half year considered in the current half year period \$\$									
6.5	Total Recurring expenses as a percentage of average daily net assets (annualised) - Regular Plans	2.23%	1.87%	2.11%	2.28%	2.01%	1.87%	2.18%	1.87%	2.51%
	Total Recurring expenses as a percentage of average daily net assets (annualised) - Direct Plans	1.07%	0.76%	1.44%	1.43%	1.37%	0.83%	0.87%	0.93%	1.64%
7.1	Returns during the half-year [(+) / (-)] (absolute) *									
	Regular Growth	NA	NA	NA	NA	NA	NA	NA	NA	NA
	Regular Plan - Growth Option	42.51%	27.50%	24.21%	19.86%	27.56%	21.08%	7.04%	30.91%	26.98%
	Direct Plan - Growth Option	43.42%	28.20%	24.62%	20.37%	27.97%	21.70%	7.74%	31.52%	27.54%
	Benchmark	33.93%	39.99%	32.65%	34.95%	32.22%	21.22%	16.89%	32.22%	31.15%
7.2	Compounded Annualised yield									
	(i) Last 1 year									
	Regular Growth	NA	NA	NA	NA	NA	NA	NA	NA	NA
	Regular Plan - Growth Option	73.54%	77.89%	67.55%	60.12%	71.57%	50.37%	28.81%	84.44%	62.13%
	Direct Plan - Growth Option	75.54%	79.92%	68.73%	61.52%	72.65%	51.93%	30.49%	86.21%	63.60%
	Benchmark	76.07%	103.91%	78.63%	85.91%	76.26%	49.75%	39.24%	76.26%	73.48%
	(ii) Last 3 years									
	Regular Growth	NA	NA	NA	NA	NA	NA	NA	NA	NA
	Regular Plan - Growth Option	1.96%	8.01%	7.80%	6.22%	7.52%	7.92%	8.17%	8.26%	11.09%
	Direct Plan - Growth Option	3.05%	9.20%	8.56%	7.12%	8.16%	9.05%	9.47%	9.30%	12.04%
	Benchmark	9.16%	9.09%	12.89%	12.75%	13.74%	12.88%	11.89%	13.74%	13.67%
	(iii) Last 5 years									
	Regular Growth	NA	NA	NA	NA	NA	NA	NA	NA	NA
	Regular Plan - Growth Option	12.70%	16.19%	11.58%	11.80%	13.46%	10.76%	8.41%	13.79%	12.17%
	Direct Plan - Growth Option	13.83%	17.36%	12.38%	12.71%	14.22%	11.94%	9.69%	14.83%	13.08%
	Benchmark	11.82%	14.34%	15.40%	16.38%	15.50%	13.61%	12.32%	15.50%	15.15%
	(iv) Since launch of the scheme									
	Regular Growth	NA	NA	NA	NA	NA	NA	NA	NA	NA
	Benchmark (for Regular Growth)	NA	NA	NA	NA	NA	NA	NA	NA	NA
	Regular Plan - Growth Option	4.52%	18.76%	15.60%	12.51%	13.45%	12.20%	10.98%	14.48%	9.60%
	Benchmark (for Regular Plan - Growth Option)	0.58%	17.14%	14.45%	NA	12.44%	11.49%	10.73%	11.27%	9.06%
	Direct Plan - Growth Option	13.90%	19.70%	13.22%	13.54%	14.23%	14.39%	12.37%	18.24%	13.35%
	Benchmark (for Direct Plans)	7.24%	14.35%	13.57%	15.26%	13.65%	12.36%	10.67%	13.65%	13.10%
8	Launch Date of the scheme (Date of Allotment)	27-9-2007; 1-1-2013 (DP)	9-8-2004; 1-1-2013 (DP)	16-5-2005; 1-1-2013 (DP)	22-5-2006; 1-1-2013 (DP)	27-2-2006; 1-1-2013 (DP)	7-2-2011; 1-1-2013 (DP)	7-2-2011; 1-1-2013 (DP)	8-1-2010; 1-1-2013 (DP)	23-10-2007; 1-1-2013 (DP)
9	Provision for Doubtful Income/Debts * [₹ in Crores]	-	-	-	-	-	-	-	-	-
10	Payments to Associate/Group Companies [₹ in Crores]	-	-	-	-	-	-	-	-	-
11	Investments made in associate/group companies as on 31 March 2021 [₹ in Crores]	126.29	-	56.44	28.92	110.39	158.59	7.11	173.42	19.48
12	Benchmark Indices	Nifty Infrastructure TRI Index	Nifty Midcap 100 TRI	S&P BSE 500 TRI	NIFTY Large Midcap 250 TRI	S&P BSE 200 TRI Index	CRISIL Hybrid 35+65 - Aggressive Index	S&P BSE 200 50% TRI + 50% Crisil Short Term Bond Fund Index	S&P BSE 200 TRI Index	S&P BSE 100 TRI

Please refer Page 10 for detailed notes on abbreviations, signs and symbols.


Unaudited Half-yearly Financial Results for the period ended March 31, 2021

(Pursuant to Regulations 59 of the Securities and Exchange Board of India (Mutual Funds) Regulations, 1996)


Sr. No.	Particulars	L&T Ultra Short Term Fund	L&T Money Market Fund	L&T Liquid Fund	L&T Triple Ace Bond Fund	L&T Credit Risk Fund	L&T Short Term Bond Fund	L&T Overnight Fund (Formerly known as L&T Cash Fund)	L&T Flexi Bond Fund	L&T Banking and PSU Debt Fund
1.1	Unit Capital at the beginning of the half-year period [₹ in Crores]	689.00	528.08	2,703.90	962.92	121.11	2,097.76	972.50	25.59	2,120.86
1.2	Unit Capital at the end of the half-year period [₹ in Crores]	712.14	542.09	2,431.20	1,305.32	102.77	2,570.72	601.88	28.36	2,434.36
2	Reserve & Surplus [₹ in Crores]	1,743.06	600.33	4,334.83	6,177.78	123.44	2,929.53	339.79	37.25	2,406.72
3.1	Total Net Assets at the beginning of the half-year period [₹ in Crores]	2,314.55	1,090.72	7,227.00	5,301.17	259.49	4,374.20	1,512.71	58.59	4,103.36
3.2	Total Net Assets at the end of the half-year period [₹ in Crores]	2,455.19	1,142.42	6,766.03	7,483.10	226.21	5,500.26	941.68	65.61	4,841.08
4.1	NAV at the beginning of the half-year period									
	Regular Growth [₹]	32.3797	NA	NA	NA	NA	NA	NA	NA	NA
	Regular Plan - Growth [₹]	33.6486	20.4624	2,763.4739	55.5380	21.6950	20.4191	1,507.2481	23.0050	18.9523
	Regular Plan - Bonus [₹]	18.3538	NA	NA	21.0964	21.3453	20.4188	NA	NA	NA
	Regular Plan - Dividend [₹]	NA	NA	NA	NA	NA	NA	NA	11.3752	NA
	Regular Plan - Daily Dividend [₹]	10.3221	10.8591	1,011.7794	NA	NA	NA	1,023.3000	NA	11.1047
	Regular Plan - Weekly Dividend [₹]	11.0752	13.0067	1,002.9716	NA	NA	NA	1,000.1980	NA	10.8885
	Regular Plan - Monthly Dividend [₹]	12.8277	11.6092	NA	NA	10.2313	11.4349	1,002.8725	NA	11.3190
	Regular Plan - Quarterly Dividend [₹]	NA	NA	NA	11.6974	NA	11.0175	NA	NA	NA
	Regular Plan - Semi Annual Dividend [₹]	25.4417	NA	NA	17.0867	NA	NA	NA	NA	NA
	Regular Plan - Annual Dividend [₹]	NA	NA	NA	12.2586	10.8245	12.9065	NA	11.4944	NA
	Direct Plan - Growth [₹]	34.4704	21.0888	2,775.2899	58.2085	22.6408	21.1606	1,581.8692	24.1972	19.6043
	Direct Plan - Bonus [₹]	18.8289	NA	NA	NA	NA	NA	NA	NA	NA
	Direct Plan - Dividend [₹]	NA	NA	NA	NA	10.7006	NA	NA	13.3559	NA
	Direct Plan - Daily Dividend [₹]	10.5092	10.8591	1,014.3496	NA	NA	NA	1,023.3000	NA	11.1828
	Direct Plan - Weekly Dividend [₹]	11.2543	13.0719	1,001.2041	NA	NA	NA	1,001.5958	NA	10.8908
	Direct Plan - Monthly Dividend [₹]	13.1107	12.0961	NA	NA	NA	11.9399	1,056.8610	NA	11.6977
	Direct Plan - Quarterly Dividend [₹]	NA	NA	NA	12.0028	NA	11.6219	NA	NA	NA
	Direct Plan - Semi Annual Dividend [₹]	NA	NA	NA	19.9234	NA	NA	NA	NA	NA
	Direct Plan - Annual Dividend [₹]	NA	NA	NA	12.3113	11.2262	13.2973	NA	11.8445	NA
4.2	NAV at the end of the half-year period									
	Regular Growth [₹]	32.9394	NA	NA	NA	NA	NA	NA	NA	NA
	Regular Plan - Growth [₹]	34.2302	20.7718	2,806.2247	56.8021	22.3122	20.8400	1,529.1611	23.2351	19.4044
	Regular Plan - Bonus [₹]	18.6714	NA	NA	21.5765	21.9530	20.8399	NA	NA	NA
	Regular Plan - Dividend [₹]	NA	NA	NA	NA	NA	NA	NA	11.1215	NA
	Regular Plan - Daily Dividend [₹]	10.3221	10.8591	1,011.7794	NA	NA	NA	1,023.2999	NA	11.0766
	Regular Plan - Weekly Dividend [₹]	11.1026	13.0319	1,002.9437	NA	NA	NA	1,000.2047	NA	10.8114
	Regular Plan - Monthly Dividend [₹]	12.7473	11.5434	NA	NA	10.1999	11.3394	1,005.3751	NA	11.2877
	Regular Plan - Quarterly Dividend [₹]	NA	NA	NA	11.5621	NA	10.9441	NA	NA	NA
	Regular Plan - Semi Annual Dividend [₹]	25.8814	NA	NA	17.0710	NA	NA	NA	NA	NA
	Regular Plan - Annual Dividend [₹]	NA	NA	NA	11.8295	11.1324	12.3697	NA	10.9061	NA
	Direct Plan - Growth [₹]	35.0941	21.4587	2,818.9266	59.6391	23.3207	21.6502	1,605.6506	24.5241	20.1120
	Direct Plan - Bonus [₹]	19.1697	NA	NA	NA	NA	NA	NA	NA	NA
	Direct Plan - Dividend [₹]	NA	NA	NA	NA	10.7139	NA	NA	13.1086	NA
	Direct Plan - Daily Dividend [₹]	10.5088	10.8588	1,014.3496	NA	NA	NA	1,020.1539	NA	11.1611
	Direct Plan - Weekly Dividend [₹]	11.2833	13.1018	1,001.1764	NA	NA	NA	1,001.5718	NA	10.8150
	Direct Plan - Monthly Dividend [₹]	13.0456	12.0666	NA	NA	NA	11.8850	1,060.0610	NA	11.6990
	Direct Plan - Quarterly Dividend [₹]	NA	NA	NA	11.8760	NA	11.5903	NA	NA	NA
	Direct Plan - Semi Annual Dividend [₹]	NA	NA	NA	19.9578	NA	NA	NA	NA	NA
	Direct Plan - Annual Dividend [₹]	NA	NA	NA	11.9052	11.5904	12.7523	NA	11.2810	NA
4.3	Dividend (gross) paid per unit during the half-year period									
	Regular Plan - Dividend [₹]	NA	NA	NA	NA	NA	NA	NA	0.37000000	NA
	Regular Plan - Daily Dividend [₹]	0.17694566	0.16301315	15.52886979	NA	NA	NA	14.76217496	NA	0.29046496
	Regular Plan - Weekly Dividend [₹]	0.16265546	0.17027162	15.42208286	NA	NA	NA	14.43089308	NA	0.33425318
	Regular Plan - Monthly Dividend [₹]	0.30000000	0.24000000	NA	NA	0.32000000	0.33000000	12.00000000	NA	0.30000000
	Regular Plan - Quarterly Dividend [₹]	NA	NA	NA	0.40000000	NA	0.30000000	NA	NA	NA
	Regular Plan - Semi Annual Dividend [₹]	NA	NA	NA	0.40000000	NA	NA	NA	NA	NA
	Regular Plan - Annual Dividend [₹]	NA	NA	NA	0.70000000	NA	0.80000000	NA	0.70000000	NA
	Direct Plan - Dividend [₹]	NA	NA	NA	NA	0.32000000	NA	NA	0.43000000	NA
	Direct Plan - Daily Dividend [₹]	0.18850734	0.18900784	15.82499576	NA	NA	NA	15.24318933	NA	0.31188911
	Direct Plan - Weekly Dividend [₹]	0.17282823	0.19786831	15.64736467	NA	NA	NA	14.92456543	NA	0.35476497
	Direct Plan - Monthly Dividend [₹]	0.30000000	0.24000000	NA	NA	NA	0.33000000	12.60000000	NA	0.30000000
	Direct Plan - Quarterly Dividend [₹]	NA	NA	NA	0.42000000	NA	0.30000000	NA	NA	NA
	Direct Plan - Semi Annual Dividend [₹]	NA	NA	NA	0.45000000	NA	NA	NA	NA	NA
	Direct Plan - Annual Dividend [₹]	NA	NA	NA	0.70000000	NA	0.85000000	NA	0.72000000	NA
	Income									
5.1	Dividend [₹ in Crores]	-	-	-	-	-	-	-	-	-
5.2	Interest [₹ in Crores]	56.56	18.13	128.06	205.72	7.29	142.43	16.81	1.91	167.84
5.3	Profit/(Loss) on sale/redemption of investments (other than inter scheme transfer/sale) [₹ in Crores]	(1.41)	1.92	(2.26)	(10.52)	(18.28)	20.03	-	0.16	(0.27)
5.4	Profit/(Loss) on inter scheme transfer/ sale of investments [₹ in Crores]	(0.18)	0.02	0.00	-	0.00	6.40	-	0.00	0.00
5.5	Other income % [₹ in Crores]	0.03	0.01	0.10	0.22	(0.01)	(0.00)	0.04	0.01	(0.00)
5.6	Total Income (5.1 to 5.5) [₹ in Crores]	54.99	20.09	125.91	195.41	(11.01)	168.86	16.86	2.08	167.57
	Expenses									
6.1(a)	Management Fees (excluding GST) [₹ in Crores]	1.96	1.08	3.76	5.78	0.93	4.49	0.28	0.20	3.85
6.1(b)	Management Fees (excluding GST) pertaining to preceding half year considered in the current half year period \$\$ [₹ in Crores]									
6.2	Trustee Fees [₹ in Crores]	0.00	0.00	0.00	0.00	0.00	0.00	0.00	0.00	0.00
6.3	Total Recurring Expenses (including 6.1 and 6.2) [₹ in Crores]	3.29	2.00	6.17	12.92	1.99	9.26	0.68	0.41	8.06
6.4(a)	Percentage of Management Fees to average daily net assets (annualised)	0.16%	0.23%	0.10%	0.19%	0.77%	0.19%	0.05%	0.65%	0.15%
6.4(b)	Percentage of Management Fees to average daily net assets (annualised) pertaining to preceding half year considered in the current half year period \$\$									


Unaudited Half-yearly Financial Results for the period ended March 31, 2021

(Pursuant to Regulations 59 of the Securities and Exchange Board of India (Mutual Funds) Regulations, 1996)

Sr. No.	Particulars	L&T Ultra Short Term Fund	L&T Money Market Fund	L&T Liquid Fund	L&T Triple Ace Bond Fund	L&T Credit Risk Fund	L&T Short Term Bond Fund	L&T Overnight Fund (Formerly known as L&T Cash Fund)	L&T Flexi Bond Fund	L&T Banking and PSU Debt Fund
6.5	Total Recurring expenses as a percentage of average daily net assets (annualised) - Regular Plans	0.39%	0.73%	0.20%	0.63%	1.66%	0.75%	0.20%	1.62%	0.61%
	Total Recurring expenses as a percentage of average daily net assets (annualised) - Direct Plans	0.23%	0.25%	0.15%	0.27%	0.87%	0.25%	0.10%	0.92%	0.21%
7.1	Returns during the half-year [(+) / (-)] (absolute) *									
	Regular Growth	1.73%	NA	NA	NA	NA	NA	NA	NA	NA
	Regular Plan - Growth Option	1.73%	1.51%	1.55%	2.28%	2.85%	2.06%	1.45%	1.00%	2.39%
	Direct Plan - Growth Option	1.81%	1.75%	1.57%	2.46%	3.25%	2.31%	1.50%	1.35%	2.59%
	Benchmark	1.94%	1.77%	1.66%	3.62%	4.85%	2.76%	1.54%	2.70%	2.64%
7.2	Compounded Annualised yield									
	(i) Last 1 year									
	Regular Growth	4.74%	NA	NA	NA	NA	NA	NA	NA	NA
	Regular Plan - Growth Option	4.74%	4.40%	3.52%	7.55%	3.14%	6.99%	2.93%	5.53%	7.89%
	Direct Plan - Growth Option	4.98%	4.90%	3.57%	7.91%	4.18%	7.52%	3.05%	6.25%	8.33%
	Benchmark	4.91%	4.48%	3.70%	9.22%	9.60%	8.21%	3.08%	7.97%	7.75%
	(ii) Last 3 years									
	Regular Growth	6.46%	NA	NA	NA	NA	NA	NA	NA	NA
	Regular Plan - Growth Option	6.46%	6.51%	5.71%	9.37%	3.88%	7.83%	4.31%	7.51%	8.02%
	Direct Plan - Growth Option	6.76%	7.02%	5.76%	9.71%	4.68%	8.37%	4.87%	8.30%	8.47%
	Benchmark	6.81%	6.25%	5.70%	8.81%	8.33%	8.13%	4.88%	8.86%	7.90%
	(iii) Last 5 years									
	Regular Growth	6.84%	NA	NA	NA	NA	NA	NA	NA	NA
	Regular Plan - Growth Option	6.84%	7.17%	6.23%	8.17%	5.67%	7.60%	4.87%	7.77%	7.93%
	Direct Plan - Growth Option	7.17%	7.69%	6.29%	8.70%	6.41%	8.14%	5.55%	8.63%	8.41%
	Benchmark	7.05%	6.61%	6.16%	8.83%	8.87%	7.97%	5.37%	8.53%	7.85%
	(iv) Since launch of the scheme									
	Regular Growth	7.30%	NA	NA	NA	NA	NA	NA	NA	NA
	Benchmark (for Regular Growth)	7.74%	NA	NA	NA	NA	NA	NA	NA	NA
	Regular Plan - Growth Option	7.92%	7.53%	7.37%	7.50%	7.24%	8.25%	6.74%	8.35%	8.06%
	Benchmark (for Regular Plan - Growth Option)	\$ NA	7.75%	7.51%	\$ NA	9.37%	8.58%	6.22%	8.71%	8.32%
	Direct Plan - Growth Option	8.02%	8.17%	7.30%	8.39%	7.51%	8.54%	6.74%	8.98%	8.51%
	Benchmark (for Direct Plans)	7.83%	7.49%	7.17%	9.10%	9.48%	8.35%	6.40%	8.74%	8.26%
8	Launch Date of the scheme (Date of Allotment)	10-4-2003; 1-1-2013 (DP)	10-8-2005; 1-1-2013 (DP)	3-10-2006; 31-12-2012 (DP)	31-3-1997; 1-1-2013 (DP)	8-10-2009; 1-1-2013 (DP)	27-12-2011; 1-1-2013 (DP)	27-11-2006; 31-12-2012 (DP)	27-9-2010; 1-1-2013 (DP)	18-2-2008; 1-1-2013 (DP)
9	Provision for Doubtful Income/Debts * [₹ in Crores]	-	-	-	-	19.74	-	-	-	-
10	Payments to Associate/Group Companies [₹ in Crores]	-	-	-	-	-	-	-	-	-
11	Investments made in associate/group companies as on 31 March 2021 [₹ in Crores]	-	-	-	-	-	78.04	-	-	-
12	Benchmark Indices	NIFTY Ultra Short Duration Debt Index	Nifty Money Market Index	Nifty Liquid Index	CRISIL Corporate Bond Composite Index	Crisil Composite Credit Risk Index	Nifty Short Duration Debt Index	CRISIL Overnight Index	CRISIL Dynamic Debt Index	Nifty Banking & PSU Debt Index

Please refer Page 10 for detailed notes on abbreviations, signs and symbols.

**Unaudited Half-yearly Financial Results for the period ended March 31, 2021**

(Pursuant to Regulations 59 of the Securities and Exchange Board of India (Mutual Funds) Regulations, 1996)

Sr. No.	Particulars	L&T Gilt Fund	L&T Conservative Hybrid Fund	L&T Equity Savings Fund	L&T Low Duration Fund	L&T Emerging Businesses Fund	L&T Arbitrage Opportunities Fund	L&T Business Cycles Fund	L&T Resurgent India Bond Fund	L&T FMP Series XIV - Plan A (1233 days)
1.1	Unit Capital at the beginning of the half-year period [₹ in Crores]	54.36	17.48	45.39	248.50	2,447.81	978.35	354.56	487.08	63.50
1.2	Unit Capital at the end of the half-year period [₹ in Crores]	49.99	17.26	35.33	447.94	1,904.07	2,337.13	281.18	466.15	63.50
2	Reserve & Surplus [₹ in Crores]	212.79	19.07	32.07	554.39	3,865.14	1,179.86	243.72	274.66	16.47
3.1	Total Net Assets at the beginning of the half-year period [₹ in Crores]	283.11	35.07	75.79	536.96	5,418.72	1,417.37	491.44	742.35	78.56
3.2	Total Net Assets at the end of the half-year period [₹ in Crores]	262.77	36.33	67.40	1,002.33	5,769.21	3,516.99	524.90	740.81	79.97
4.1	NAV at the beginning of the half-year period									
	Regular Growth [₹]	NA	NA	NA	NA	NA	NA	NA	NA	NA
	Regular Plan - Growth [₹]	52.8966	37.7911	18.015	21.6976	22.140	14.721	14.145	15.1114	12.3267
	Regular Plan - Bonus [₹]	NA	NA	NA	NA	NA	NA	NA	NA	NA
	Regular Plan - Dividend [₹]	NA	NA	NA	10.6034	16.076	NA	11.720	10.9543	12.3266
	Regular Plan - Daily Dividend [₹]	NA	NA	NA	NA	NA	NA	NA	NA	NA
	Regular Plan - Weekly Dividend [₹]	NA	NA	NA	NA	NA	NA	NA	NA	NA
	Regular Plan - Monthly Dividend [₹]	NA	10.7307	11.183	NA	NA	10.158	NA	NA	NA
	Regular Plan - Quarterly Dividend [₹]	12.2140	10.7510	11.777	NA	NA	10.617	NA	NA	NA
	Regular Plan - Semi Annual Dividend [₹]	NA	NA	NA	NA	NA	NA	NA	NA	NA
	Regular Plan - Annual Dividend [₹]	NA	NA	NA	10.9863	NA	NA	NA	11.6286	NA
	Direct Plan - Growth [₹]	57.2808	39.8174	19.157	22.3185	23.398	15.267	14.788	15.8762	12.3818
	Direct Plan - Bonus [₹]	NA	NA	NA	NA	NA	NA	NA	NA	NA
	Direct Plan - Dividend [₹]	NA	NA	NA	11.1127	17.273	NA	12.120	11.4520	12.3819
	Direct Plan - Daily Dividend [₹]	NA	NA	NA	NA	NA	NA	NA	NA	NA
	Direct Plan - Weekly Dividend [₹]	NA	NA	NA	NA	NA	NA	NA	NA	NA
	Direct Plan - Monthly Dividend [₹]	NA	11.5104	12.185	NA	NA	10.406	NA	NA	NA
	Direct Plan - Quarterly Dividend [₹]	13.3457	11.2896	12.453	NA	NA	10.873	NA	NA	NA
	Direct Plan - Semi Annual Dividend [₹]	NA	NA	NA	NA	NA	NA	NA	NA	NA
	Direct Plan - Annual Dividend [₹]	NA	NA	NA	11.1900	NA	NA	NA	12.2083	NA
4.2	NAV at the end of the half-year period									
	Regular Growth [₹]	NA	NA	NA	NA	NA	NA	NA	NA	NA
	Regular Plan - Growth [₹]	53.4279	40.2215	20.599	22.1773	30.235	14.978	19.024	15.7943	12.5399
	Regular Plan - Bonus [₹]	NA	NA	NA	NA	NA	NA	NA	NA	NA
	Regular Plan - Dividend [₹]	NA	NA	NA	10.5354	21.955	NA	15.761	11.0446	12.5400
	Regular Plan - Daily Dividend [₹]	NA	NA	NA	NA	NA	NA	NA	NA	NA
	Regular Plan - Weekly Dividend [₹]	NA	NA	NA	NA	NA	NA	NA	NA	NA
	Regular Plan - Monthly Dividend [₹]	NA	11.1153	12.420	NA	NA	10.164	NA	NA	NA
	Regular Plan - Quarterly Dividend [₹]	11.8395	10.9980	13.127	NA	NA	10.752	NA	NA	NA
	Regular Plan - Semi Annual Dividend [₹]	NA	NA	NA	NA	NA	NA	NA	NA	NA
	Regular Plan - Annual Dividend [₹]	NA	NA	NA	10.5272	NA	NA	NA	11.3792	NA
	Direct Plan - Growth [₹]	58.1961	42.4949	21.994	22.8861	32.122	15.585	19.986	16.6750	12.6055
	Direct Plan - Bonus [₹]	NA	NA	NA	NA	NA	NA	NA	NA	NA
	Direct Plan - Dividend [₹]	NA	NA	NA	11.0923	23.714	NA	16.381	11.6228	12.6055
	Direct Plan - Daily Dividend [₹]	NA	NA	NA	NA	NA	NA	NA	NA	NA
	Direct Plan - Weekly Dividend [₹]	NA	NA	NA	NA	NA	NA	NA	NA	NA
	Direct Plan - Monthly Dividend [₹]	NA	11.9174	13.623	NA	NA	10.452	NA	NA	NA
	Direct Plan - Quarterly Dividend [₹]	13.0211	11.5838	13.938	NA	NA	11.009	NA	NA	NA
	Direct Plan - Semi Annual Dividend [₹]	NA	NA	NA	NA	NA	NA	NA	NA	NA
	Direct Plan - Annual Dividend [₹]	NA	NA	NA	10.7725	NA	NA	NA	12.0180	NA
4.3	Dividend (gross) paid per unit during the half-year period									
	Regular Plan - Dividend [₹]	NA	NA	NA	0.30000000	NA	NA	NA	0.40000000	NA
	Regular Plan - Daily Dividend [₹]	NA	NA	NA	NA	NA	NA	NA	NA	NA
	Regular Plan - Weekly Dividend [₹]	NA	NA	NA	NA	NA	NA	NA	NA	NA
	Regular Plan - Monthly Dividend [₹]	NA	0.30000000	0.35000000	NA	NA	0.17000000	NA	NA	NA
	Regular Plan - Quarterly Dividend [₹]	0.50000000	0.44000000	0.33000000	NA	NA	0.05000000	NA	NA	NA
	Regular Plan - Semi Annual Dividend [₹]	NA	NA	NA	NA	NA	NA	NA	NA	NA
	Regular Plan - Annual Dividend [₹]	NA	NA	NA	0.70000000	NA	NA	NA	0.77000000	NA
	Direct Plan - Dividend [₹]	NA	NA	NA	0.30000000	NA	NA	NA	0.40000000	NA
	Direct Plan - Daily Dividend [₹]	NA	NA	NA	NA	NA	NA	NA	NA	NA
	Direct Plan - Weekly Dividend [₹]	NA	NA	NA	NA	NA	NA	NA	NA	NA
	Direct Plan - Monthly Dividend [₹]	NA	0.36000000	0.35000000	NA	NA	0.17000000	NA	NA	NA
	Direct Plan - Quarterly Dividend [₹]	0.54000000	0.46000000	0.35000000	NA	NA	0.09000000	NA	NA	NA
	Direct Plan - Semi Annual Dividend [₹]	NA	NA	NA	NA	NA	NA	NA	NA	NA
	Direct Plan - Annual Dividend [₹]	NA	NA	NA	0.70000000	NA	NA	NA	0.80000000	NA
	Income									
5.1	Dividend [₹ in Crores]	-	0.02	0.25	-	20.38	24.24	0.59	-	-
5.2	Interest [₹ in Crores]	8.49	0.92	0.66	30.74	0.95	8.70	0.05	27.60	2.43
5.3	Profit/(Loss) on sale/redemption of investments (other than inter scheme transfer/sale) [₹ in Crores]	(0.92)	0.62	3.19	(12.41)	297.21	(146.74)	55.81	2.90	(0.08)
5.4	Profit/(Loss) on inter scheme transfer/ sale of investments [₹ in Crores]	0.00	-	-	0.00	-	-	-	0.00	-
5.5	Other income % [₹ in Crores]	0.00	0.00	0.01	0.01	1.77	0.07	0.11	0.05	0.00
5.6	Total Income (5.1 to 5.5) [₹ in Crores]	7.57	1.57	4.11	18.34	320.31	(113.73)	56.55	30.56	2.36
	Expenses									
6.1(a)	Management Fees (excluding GST) [₹ in Crores]	0.56	0.23	0.17	1.25	17.39	2.77	3.18	1.54	0.04
6.1(b)	Management Fees (excluding GST) pertaining to preceding half year considered in the current half year period \$\$ [₹ in Crores]									
6.2	Trustee Fees [₹ in Crores]	0.00	0.00	0.00	0.00	0.00	0.00	0.00	0.00	0.00
6.3	Total Recurring Expenses (including 6.1 and 6.2) [₹ in Crores]	2.08	0.40	0.56	2.74	46.45	10.66	6.43	4.95	0.05
6.4(a)	Percentage of Management Fees to average daily net assets (annualised)	0.40%	1.25%	0.47%	0.25%	0.62%	0.21%	1.24%	0.40%	0.10%
6.4(b)	Percentage of Management Fees to average daily net assets (annualised) pertaining to preceding half year considered in the current half year period \$\$									


Unaudited Half-yearly Financial Results for the period ended March 31, 2021

(Pursuant to Regulations 59 of the Securities and Exchange Board of India (Mutual Funds) Regulations, 1996)

Sr. No.	Particulars	L&T Gilt Fund	L&T Conservative Hybrid Fund	L&T Equity Savings Fund	L&T Low Duration Fund	L&T Emerging Businesses Fund	L&T Arbitrage Opportunities Fund	L&T Business Cycles Fund	L&T Resurgent India Bond Fund	L&T FMP Series XIV - Plan A (1233 days)
6.5	Total Recurring expenses as a percentage of average daily net assets (annualised) - Regular Plans	1.69%	2.25%	1.59%	0.95%	1.91%	0.98%	2.55%	1.51%	0.26%
	Total Recurring expenses as a percentage of average daily net assets (annualised) - Direct Plans	0.52%	1.69%	0.77%	0.30%	0.85%	0.29%	1.56%	0.51%	0.11%
7.1	Returns during the half-year [(+) / (-)] (absolute) *									
	Regular Growth	NA	NA	NA	NA	NA	NA	NA	NA	NA
	Regular Plan - Growth Option	1.00%	6.43%	14.34%	2.21%	36.56%	1.75%	34.49%	4.52%	1.73%
	Direct Plan - Growth Option	1.60%	6.72%	14.80%	2.54%	37.29%	2.08%	35.15%	5.03%	1.81%
	Benchmark	1.60%	6.54%	11.92%	2.18%	39.30%	1.87%	32.22%	3.22%	2.36%
7.2	Compounded Annualised yield									
	(i) Last 1 year									
	Regular Growth	NA	NA	NA	NA	NA	NA	NA	NA	NA
	Regular Plan - Growth Option	5.60%	15.13%	33.62%	5.69%	100.10%	3.86%	76.84%	7.27%	5.67%
	Direct Plan - Growth Option	6.85%	15.76%	34.79%	6.34%	102.27%	4.45%	78.56%	8.29%	5.83%
	Benchmark	6.49%	16.57%	26.39%	5.91%	116.45%	2.34%	76.26%	9.05%	7.69%
	(ii) Last 3 years									
	Regular Growth	NA	NA	NA	NA	NA	NA	NA	NA	NA
	Regular Plan - Growth Option	7.34%	7.06%	6.34%	5.89%	4.09%	5.37%	5.34%	6.70%	7.21%
	Direct Plan - Growth Option	8.69%	7.71%	7.26%	6.45%	5.22%	5.97%	6.24%	7.66%	7.38%
	Benchmark	8.98%	10.12%	9.88%	7.10%	7.75%	4.57%	13.74%	9.00%	8.97%
	(iii) Last 5 years									
	Regular Growth	NA	NA	NA	NA	NA	NA	NA	NA	NA
	Regular Plan - Growth Option	7.41%	7.43%	7.44%	7.02%	16.53%	5.67%	11.42%	7.33%	NA
	Direct Plan - Growth Option	8.84%	8.13%	8.32%	7.51%	17.66%	6.28%	12.28%	8.29%	NA
	Benchmark	8.21%	9.92%	9.91%	7.22%	15.38%	4.83%	15.50%	8.80%	NA
	(iv) Since launch of the scheme									
	Regular Growth	NA	NA	NA	NA	NA	NA	NA	NA	NA
	Benchmark (for Regular Growth)	NA	NA	NA	NA	NA	NA	NA	NA	NA
	Regular Plan - Growth Option	8.30%	8.19%	7.94%	8.02%	17.42%	6.16%	10.21%	7.70%	7.16%
	Benchmark (for Regular Plan - Growth Option)	8.83%	8.83%	9.90%	8.16%	16.64%	5.51%	12.09%	8.83%	8.56%
	Direct Plan - Growth Option	9.95%	8.06%	8.67%	8.18%	18.45%	6.79%	11.03%	8.65%	7.33%
	Benchmark (for Direct Plans)	8.28%	9.69%	9.60%	7.86%	16.64%	5.51%	12.09%	8.83%	8.56%
8	Launch Date of the scheme (Date of Allotment)	29-3-2000; 1-1-2013 (DP)	31-7-2003; 1-1-2013 (DP)	18-10-2011; 1-1-2013 (DP)	4-12-2010; 1-1-2013 (DP)	12-05-2014	30-06-2014	20-08-2014	02-02-2015	22-12-2017
9	Provision for Doubtful Income/Debts * [₹ in Crores]	-	-	-	10.02	-	-	-	-	-
10	Payments to Associate/Group Companies [₹ in Crores]	-	-	-	-	-	-	-	-	-
11	Investments made in associate/group companies as on 31 March 2021 [₹ in Crores]	-	0.24	0.92	56.83	-	24.21	17.59	17.76	-
12	Benchmark Indices	CRISIL Dynamic Gilt Index	CRISIL Hybrid 85+15 - Conservative Index	NIFTY Equity Savings Index	NIFTY Low Duration Debt Index	S&P BSE Small Cap TRI	Nifty 50 Arbitrage Index	S&P BSE 200 TRI	CRISIL Medium Term Debt Index	CRISIL Composite Bond Fund Index

Please refer Page 10 for detailed notes on abbreviations, signs and symbols.



Unaudited Half-yearly Financial Results for the period ended March 31, 2021

(Pursuant to Regulations 59 of the Securities and Exchange Board of India (Mutual Funds) Regulations, 1996)

Sr. No.	Particulars	L&T Emerging Opportunities Fund - Series I	L&T Emerging Opportunities Fund - Series II	L&T FMP Series XVII - Plan B (1452 days)	L&T FMP Series XVII - Plan C (1114 days)	L&T FMP Series XVIII - Plan A (1104 days)	L&T Focused Equity Fund	L&T FMP Series XVIII - Plan B (1229 days)	L&T FMP Series XVIII - Plan D (1155 days)	L&T FMP Series XVIII - Plan C (1178 days)
1.1	Unit Capital at the beginning of the half-year period [₹ in Crores]	398.18	215.44	222.24	216.78	55.97	647.84	191.27	43.40	32.93
1.2	Unit Capital at the end of the half-year period [₹ in Crores]	398.18	215.44	222.24	216.78	55.97	615.63	191.27	43.40	32.93
2	Reserve & Surplus [₹ in Crores]	148.01	123.49	62.75	53.77	12.96	243.07	46.80	9.43	7.13
3.1	Total Net Assets at the beginning of the half-year period [₹ in Crores]	457.57	263.69	277.03	264.57	67.55	751.13	232.08	51.47	38.72
3.2	Total Net Assets at the end of the half-year period [₹ in Crores]	546.19	338.93	284.99	270.55	68.94	858.70	238.07	52.83	40.07
4.1	NAV at the beginning of the half-year period									
	Regular Growth [₹]	NA	NA	NA	NA	NA	NA	NA	NA	NA
	Regular Plan - Growth [₹]	NA	NA	12.4300	12.1371	12.0482	11.582	12.0907	11.8373	11.7464
	Regular Plan - Bonus [₹]	NA	NA	NA	NA	NA	NA	NA	NA	NA
	Regular Plan - Dividend [₹]	11.471	12.220	12.4300	12.1366	12.0481	11.582	12.0904	11.8373	11.7528
	Regular Plan - Daily Dividend [₹]	NA	NA	NA	NA	NA	NA	NA	NA	NA
	Regular Plan - Weekly Dividend [₹]	NA	NA	NA	NA	NA	NA	NA	NA	NA
	Regular Plan - Monthly Dividend [₹]	NA	NA	NA	NA	NA	NA	NA	NA	NA
	Regular Plan - Quarterly Dividend [₹]	NA	NA	NA	NA	NA	NA	NA	NA	NA
	Regular Plan - Semi Annual Dividend [₹]	NA	NA	NA	NA	NA	NA	NA	NA	NA
	Regular Plan - Annual Dividend [₹]	NA	NA	NA	NA	NA	NA	NA	NA	NA
	Direct Plan - Growth [₹]	NA	NA	12.5103	12.2152	12.1238	11.828	12.1462	11.8663	11.7899
	Direct Plan - Bonus [₹]	NA	NA	NA	NA	NA	NA	NA	NA	NA
	Direct Plan - Dividend [₹]	11.696	12.433	12.5103	12.2151	12.1268	11.828	NA	11.8672	11.7898
	Direct Plan - Daily Dividend [₹]	NA	NA	NA	NA	NA	NA	NA	NA	NA
	Direct Plan - Weekly Dividend [₹]	NA	NA	NA	NA	NA	NA	NA	NA	NA
	Direct Plan - Monthly Dividend [₹]	NA	NA	NA	NA	NA	NA	NA	NA	NA
	Direct Plan - Quarterly Dividend [₹]	NA	NA	NA	NA	NA	NA	NA	NA	NA
	Direct Plan - Semi Annual Dividend [₹]	NA	NA	NA	NA	NA	NA	NA	NA	NA
	Direct Plan - Annual Dividend [₹]	NA	NA	NA	NA	NA	NA	NA	NA	NA
4.2	NAV at the end of the half-year period									
	Regular Growth [₹]	NA	NA	NA	NA	NA	NA	NA	NA	NA
	Regular Plan - Growth [₹]	NA	NA	12.7801	12.3959	12.2900	13.929	12.3908	12.1413	12.1492
	Regular Plan - Bonus [₹]	NA	NA	NA	NA	NA	NA	NA	NA	NA
	Regular Plan - Dividend [₹]	13.690	15.704	12.7801	12.3953	12.2900	13.929	12.3905	12.1413	12.1597
	Regular Plan - Daily Dividend [₹]	NA	NA	NA	NA	NA	NA	NA	NA	NA
	Regular Plan - Weekly Dividend [₹]	NA	NA	NA	NA	NA	NA	NA	NA	NA
	Regular Plan - Monthly Dividend [₹]	NA	NA	NA	NA	NA	NA	NA	NA	NA
	Regular Plan - Quarterly Dividend [₹]	NA	NA	NA	NA	NA	NA	NA	NA	NA
	Regular Plan - Semi Annual Dividend [₹]	NA	NA	NA	NA	NA	NA	NA	NA	NA
	Regular Plan - Annual Dividend [₹]	NA	NA	NA	NA	NA	NA	NA	NA	NA
	Direct Plan - Growth [₹]	NA	NA	12.8793	12.4937	12.3849	14.308	12.4634	12.1803	12.2084
	Direct Plan - Bonus [₹]	NA	NA	NA	NA	NA	NA	NA	NA	NA
	Direct Plan - Dividend [₹]	13.989	16.017	12.8799	12.4936	12.3906	14.308	NA	12.1824	12.2084
	Direct Plan - Daily Dividend [₹]	NA	NA	NA	NA	NA	NA	NA	NA	NA
	Direct Plan - Weekly Dividend [₹]	NA	NA	NA	NA	NA	NA	NA	NA	NA
	Direct Plan - Monthly Dividend [₹]	NA	NA	NA	NA	NA	NA	NA	NA	NA
	Direct Plan - Quarterly Dividend [₹]	NA	NA	NA	NA	NA	NA	NA	NA	NA
	Direct Plan - Semi Annual Dividend [₹]	NA	NA	NA	NA	NA	NA	NA	NA	NA
	Direct Plan - Annual Dividend [₹]	NA	NA	NA	NA	NA	NA	NA	NA	NA
4.3	Dividend (gross) paid per unit during the half-year period									
	Regular Plan - Dividend [₹]	NA	NA	NA	NA	NA	NA	NA	NA	NA
	Regular Plan - Daily Dividend [₹]	NA	NA	NA	NA	NA	NA	NA	NA	NA
	Regular Plan - Weekly Dividend [₹]	NA	NA	NA	NA	NA	NA	NA	NA	NA
	Regular Plan - Monthly Dividend [₹]	NA	NA	NA	NA	NA	NA	NA	NA	NA
	Regular Plan - Quarterly Dividend [₹]	NA	NA	NA	NA	NA	NA	NA	NA	NA
	Regular Plan - Semi Annual Dividend [₹]	NA	NA	NA	NA	NA	NA	NA	NA	NA
	Regular Plan - Annual Dividend [₹]	NA	NA	NA	NA	NA	NA	NA	NA	NA
	Direct Plan - Dividend [₹]	NA	NA	NA	NA	NA	NA	NA	NA	NA
	Direct Plan - Daily Dividend [₹]	NA	NA	NA	NA	NA	NA	NA	NA	NA
	Direct Plan - Weekly Dividend [₹]	NA	NA	NA	NA	NA	NA	NA	NA	NA
	Direct Plan - Monthly Dividend [₹]	NA	NA	NA	NA	NA	NA	NA	NA	NA
	Direct Plan - Quarterly Dividend [₹]	NA	NA	NA	NA	NA	NA	NA	NA	NA
	Direct Plan - Semi Annual Dividend [₹]	NA	NA	NA	NA	NA	NA	NA	NA	NA
	Direct Plan - Annual Dividend [₹]	NA	NA	NA	NA	NA	NA	NA	NA	NA
	Income									
5.1	Dividend [₹ in Crores]	0.87	1.11	-	-	-	4.40	-	-	-
5.2	Interest [₹ in Crores]	2.55	0.53	10.61	10.27	2.61	0.93	9.00	1.92	1.37
5.3	Profit/(Loss) on sale/redemption of investments (other than inter scheme transfer/sale) [₹ in Crores]	160.99	45.91	-	0.20	0.12	48.20	-	-	-
5.4	Profit/(Loss) on inter scheme transfer/ sale of investments [₹ in Crores]	-	-	-	-	-	-	-	-	-
5.5	Other income % [₹ in Crores]	-	(0.00)	0.00	0.00	0.00	0.24	0.00	0.00	0.00
5.6	Total Income (5.1 to 5.5) [₹ in Crores]	164.42	47.55	10.61	10.46	2.73	53.77	9.00	1.92	1.37
	Expenses									
6.1(a)	Management Fees (excluding GST) [₹ in Crores]	1.83	1.02	0.49	0.13	0.09	4.05	0.08	0.019	0.04
6.1(b)	Management Fees (excluding GST) pertaining to preceding half year considered in the current half year period \$\$ [₹ in Crores]									
6.2	Trustee Fees [₹ in Crores]	0.00	0.00	0.00	0.00	0.00	0.00	0.00	0.00	0.00
6.3	Total Recurring Expenses (including 6.1 and 6.2) [₹ in Crores]	3.35	1.96	0.61	0.19	0.11	9.55	0.19	0.036	0.085
6.4(a)	Percentage of Management Fees to average daily net assets (annualised)	0.73%	0.69%	0.35%	0.10%	0.26%	1.01%	0.07%	0.07%	0.23%
6.4(b)	Percentage of Management Fees to average daily net assets (annualised) pertaining to preceding half year considered in the current half year period \$\$									



Unaudited Half-yearly Financial Results for the period ended March 31, 2021

(Pursuant to Regulations 59 of the Securities and Exchange Board of India (Mutual Funds) Regulations, 1996)

Sr. No.	Particulars	L&T Emerging Opportunities Fund - Series I	L&T Emerging Opportunities Fund - Series II	L&T FMP Series XVII - Plan B (1452 days)	L&T FMP Series XVII - Plan C (1114 days)	L&T FMP Series XVIII - Plan A (1104 days)	L&T Focused Equity Fund	L&T FMP Series XVIII - Plan B (1229 days)	L&T FMP Series XVIII - Plan D (1155 days)	L&T FMP Series XVIII - Plan C (1178 days)
6.5	Total Recurring expenses as a percentage of average daily net assets (annualised) - Regular Plans	1.38%	1.37%	0.55%	0.39%	0.39%	2.44%	0.36%	0.26%	0.50%
	Total Recurring expenses as a percentage of average daily net assets (annualised) - Direct Plans	0.93%	0.87%	0.29%	0.10%	0.10%	1.28%	0.11%	0.11%	0.26%
7.1	Returns during the half-year [(+) / (-)] (absolute) *									
	Regular Growth	NA	NA	NA	NA	NA	NA	NA	NA	NA
	Regular Plan - Growth Option	@ 19.34%	@ 28.51%	2.82%	2.13%	2.01%	20.26%	2.48%	2.57%	3.43%
	Direct Plan - Growth Option	@ 19.60%	@ 28.83%	2.95%	2.28%	2.15%	20.97%	2.61%	2.65%	3.55%
	Benchmark	@ 39.30%	@ 39.30%	2.36%	2.36%	2.36%	32.37%	2.36%	2.36%	2.36%
7.2	Compounded Annualised yield									
	(i) Last 1 year									
	Regular Growth	NA	NA	NA	NA	NA	NA	NA	NA	NA
	Regular Plan - Growth Option	@ 97.80%	@ 106.41%	8.46%	7.16%	6.80%	56.28%	8.28%	8.42%	9.06%
	Direct Plan - Growth Option	@ 98.74%	@ 107.50%	8.74%	7.47%	7.11%	58.06%	8.55%	8.59%	9.31%
	Benchmark	@ 116.45%	@ 116.45%	7.69%	7.69%	7.69%	77.58%	7.69%	7.69%	7.69%
	(ii) Last 3 years									
	Regular Growth	NA	NA	NA	NA	NA	NA	NA	NA	NA
	Regular Plan - Growth Option	@ 11.31%	NA	NA	NA	NA	NA	NA	NA	NA
	Direct Plan - Growth Option	@ 12.07%	NA	NA	NA	NA	NA	NA	NA	NA
	Benchmark	@ 7.75%	NA	NA	NA	NA	NA	NA	NA	NA
	(iii) Last 5 years									
	Regular Growth	NA	NA	NA	NA	NA	NA	NA	NA	NA
	Regular Plan - Growth Option	NA	NA	NA	NA	NA	NA	NA	NA	NA
	Direct Plan - Growth Option	NA	NA	NA	NA	NA	NA	NA	NA	NA
	Benchmark	NA	NA	NA	NA	NA	NA	NA	NA	NA
	(iv) Since launch of the scheme									
	Regular Growth	NA	NA	NA	NA	NA	NA	NA	NA	NA
	Benchmark (for Regular Growth)	NA	NA	NA	NA	NA	NA	NA	NA	NA
	Regular Plan - Growth Option	@ 10.63%	@ 17.75%	9.30%	8.78%	8.57%	14.79%	9.62%	9.53%	9.64%
	Benchmark (for Regular Plan - Growth Option)	@ 5.86%	@ 10.92%	10.23%	10.91%	10.91%	15.80%	10.28%	10.40%	10.48%
	Direct Plan - Growth Option	@ 11.40%	@ 18.60%	9.61%	9.11%	8.91%	16.08%	9.89%	9.69%	9.89%
	Benchmark (for Direct Plans)	@ 5.86%	@ 10.92%	10.23%	10.91%	10.91%	15.80%	10.28%	10.40%	10.48%
8	Launch Date of the scheme (Date of Allotment)	20-02-2018	27-06-2018	28-06-2018	11-09-2018	28-09-2018	5-11-2018	30-11-2018	12-02-2019	18-02-2019
9	Provision for Doubtful Income/Debts * [₹ in Crores]	-	-	-	-	-	-	-	-	-
10	Payments to Associate/Group Companies [₹ in Crores]	-	-	-	-	-	-	-	-	-
11	Investments made in associate/group companies as on 31 March 2021 [₹ in Crores]	-	-	46.26	10.20	-	35.22	-	-	6.158106
12	Benchmark Indices	S&P BSE Small Cap TRI	S&P BSE Small Cap TRI	CRISIL Composite Bond Fund Index	CRISIL Composite Bond Fund Index	CRISIL Composite Bond Fund Index	Nifty 500 TRI Index	CRISIL Composite Bond Fund Index	CRISIL Composite Bond Fund Index	CRISIL Composite Bond Fund Index

Please refer Page 10 for detailed notes on abbreviations, signs and symbols.


Unaudited Half-yearly Financial Results for the period ended March 31, 2021

(Pursuant to Regulations 59 of the Securities and Exchange Board of India (Mutual Funds) Regulations, 1996)

Sr. No.	Particulars	L&T Nifty 50 Index Fund	L&T Nifty Next 50 Index Fund
1.1	Unit Capital at the beginning of the half-year period [₹ in Crores]	31.64	15.71
1.2	Unit Capital at the end of the half-year period [₹ in Crores]	37.80	17.09
2	Reserve & Surplus [₹ in Crores]	24.42	8.17
3.1	Total Net Assets at the beginning of the half-year period [₹ in Crores]	39.88	18.39
3.2	Total Net Assets at the end of the half-year period [₹ in Crores]	62.23	25.26
4.1	NAV at the beginning of the half-year period		
	Regular Growth [₹]	NA	NA
	Regular Plan - Growth [₹]	12.591	11.695
	Regular Plan - Bonus [₹]	NA	NA
	Regular Plan - Dividend [₹]	12.591	11.695
	Regular Plan - Daily Dividend [₹]	NA	NA
	Regular Plan - Weekly Dividend [₹]	NA	NA
	Regular Plan - Monthly Dividend [₹]	NA	NA
	Regular Plan - Quarterly Dividend [₹]	NA	NA
	Regular Plan - Semi Annual Dividend [₹]	NA	NA
	Regular Plan - Annual Dividend [₹]	NA	NA
	Direct Plan - Growth [₹]	12.617	11.719
	Direct Plan - Bonus [₹]	NA	NA
	Direct Plan - Dividend [₹]	12.617	11.719
	Direct Plan - Daily Dividend [₹]	NA	NA
	Direct Plan - Weekly Dividend [₹]	NA	NA
	Direct Plan - Monthly Dividend [₹]	NA	NA
	Direct Plan - Quarterly Dividend [₹]	NA	NA
	Direct Plan - Semi Annual Dividend [₹]	NA	NA
	Direct Plan - Annual Dividend [₹]	NA	NA
4.2	NAV at the end of the half-year period		
	Regular Growth [₹]	NA	NA
	Regular Plan - Growth [₹]	16.431	14.755
	Regular Plan - Bonus [₹]	NA	NA
	Regular Plan - Dividend [₹]	16.431	14.755
	Regular Plan - Daily Dividend [₹]	NA	NA
	Regular Plan - Weekly Dividend [₹]	NA	NA
	Regular Plan - Monthly Dividend [₹]	NA	NA
	Regular Plan - Quarterly Dividend [₹]	NA	NA
	Regular Plan - Semi Annual Dividend [₹]	NA	NA
	Regular Plan - Annual Dividend [₹]	NA	NA
	Direct Plan - Growth [₹]	16.499	14.819
	Direct Plan - Bonus [₹]	NA	NA
	Direct Plan - Dividend [₹]	16.499	14.819
	Direct Plan - Daily Dividend [₹]	NA	NA
	Direct Plan - Weekly Dividend [₹]	NA	NA
	Direct Plan - Monthly Dividend [₹]	NA	NA
	Direct Plan - Quarterly Dividend [₹]	NA	NA
	Direct Plan - Semi Annual Dividend [₹]	NA	NA
	Direct Plan - Annual Dividend [₹]	NA	NA
4.3	Dividend (gross) paid per unit during the half-year period		
	Regular Plan - Dividend [₹]	NA	NA
	Regular Plan - Daily Dividend [₹]	NA	NA
	Regular Plan - Weekly Dividend [₹]	NA	NA
	Regular Plan - Monthly Dividend [₹]	NA	NA
	Regular Plan - Quarterly Dividend [₹]	NA	NA
	Regular Plan - Semi Annual Dividend [₹]	NA	NA
	Regular Plan - Annual Dividend [₹]	NA	NA
	Direct Plan - Dividend [₹]	NA	NA
	Direct Plan - Daily Dividend [₹]	NA	NA
	Direct Plan - Weekly Dividend [₹]	NA	NA
	Direct Plan - Monthly Dividend [₹]	NA	NA
	Direct Plan - Quarterly Dividend [₹]	NA	NA
	Direct Plan - Semi Annual Dividend [₹]	NA	NA
	Direct Plan - Annual Dividend [₹]	NA	NA
	Income		
5.1	Dividend [₹ in Crores]	0.27	0.19
5.2	Interest [₹ in Crores]	0.01	0.00
5.3	Profit/(Loss) on sale/redemption of investments (other than inter scheme transfer/sale) [₹ in Crores]	1.08	2.15
5.4	Profit/(Loss) on inter scheme transfer/ sale of investments [₹ in Crores]	-	-
5.5	Other income % [₹ in Crores]	0.05	0.04
5.6	Total Income (5.1 to 5.5) [₹ in Crores]	1.41	2.39
	Expenses		
6.1(a)	Management Fees (excluding GST) [₹ in Crores]	0	0
6.1(b)	Management Fees (excluding GST) pertaining to preceding half year considered in the current half year period \$\$ [₹ in Crores]	(0.02)	(0.01)
6.2	Trustee Fees [₹ in Crores]	0.00	0.00
6.3	Total Recurring Expenses (including 6.1 and 6.2) [₹ in Crores]	0.1497	0.062
6.4(a)	Percentage of Management Fees to average daily net assets (annualised)	0%	0%
6.4(b)	Percentage of Management Fees to average daily net assets (annualised) pertaining to preceding half year considered in the current half year period \$\$	-0.14%	-0.13%
6.5	Total Recurring expenses as a percentage of average daily net assets (annualised) - Regular Plans	0.67%	0.67%
	Total Recurring expenses as a percentage of average daily net assets (annualised) - Direct Plans	0.25%	0.21%

Please refer Page 10 for detailed notes on abbreviations, signs and symbols.


Unaudited Half-yearly Financial Results for the period ended March 31, 2021

(Pursuant to Regulations 59 of the Securities and Exchange Board of India (Mutual Funds) Regulations, 1996)

Sr. No.	Particulars	L&T Nifty 50 Index Fund	L&T Nifty Next 50 Index Fund
7.1	Returns during the half-year [(+) / (-)] (absolute) *		
	Regular Growth	NA	NA
	Regular Plan - Growth Option	30.50%	26.17%
	Direct Plan - Growth Option	30.77%	26.45%
	Benchmark	31.22%	26.80%
7.2	Compounded Annualised yield		
	(i) Last 1 year		
	Regular Growth	NA	NA
	Regular Plan - Growth Option	NA	NA
	Direct Plan - Growth Option	NA	NA
	Benchmark	NA	NA
	(ii) Last 3 years		
	Regular Growth	NA	NA
	Regular Plan - Growth Option	NA	NA
	Direct Plan - Growth Option	NA	NA
	Benchmark	NA	NA
	(iii) Last 5 years		
	Regular Growth	NA	NA
	Regular Plan - Growth Option	NA	NA
	Direct Plan - Growth Option	NA	NA
	Benchmark	NA	NA
	(iv) Since launch of the scheme		
	Regular Growth	NA	NA
	Benchmark (for Regular Growth)	NA	NA
	Regular Plan - Growth Option	64.31%	47.55%
	Benchmark (for Regular Plan - Growth Option)	66.20%	49.23%
	Direct Plan - Growth Option	64.99%	48.19%
	Benchmark (for Direct Plans)	66.20%	49.23%
8	Launch Date of the scheme (Date of Allotment)	15-04-2020	15-04-2020
9	Provision for Doubtful Income/Debts * [₹ in Crores]	-	-
10	Payments to Associate/Group Companies [₹ in Crores]	-	-
11	Investments made in associate/group companies as on 31 March 2021 [₹ in Crores]	1.67	0.46
12	Benchmark Indices	Nifty 50 TRI	Nifty Next 50 TRI

Since launch returns have been calculated from the date of allotment of the schemes on the face value of units.

0.00 - Indicates values less than 0.01.

Considering movement of NAV from the beginning of the half year to March 31, 2021

NA - Not Applicable

DP - Direct Plan

(%) - Other income includes load collected on redemption net off GST.


\$ - Since for L&T Triple Ace Bond Fund and L&T Ultra Short Term Fund, benchmarks for Regular Plan - Growth option were not available on the inception date of Regular Plan - Growth option, their since launch benchmark return is NA

@ Since Growth option was not available provided Returns of Dividend Plan

As per Notice-cum-Addendum (No. 37 of FY 2020-2021) dated Jan 5, 2021, post change in the fundamental attributes like asset allocation, investment pattern, categorization etc. effective from Feb 9, 2021 L&T Equity Fund shall be re-named as L&T Flexicap Fund and shall be categorised as Flexicap Fund.

\$\$ - Management fees charged in the previous half year period were reversed in the current half year period due to shortfall in other expenses

* - Provision created in the previous half year.



Annexure I
Disclosure under Regulation 25(11) of the Securities and Exchange Board of India (Mutual Funds) Regulations, 1996 , as amended.
Market Value of the investments made in each companies which have invested more than 5% of the net assets of any scheme.

Table A

Company which has Invested in excess of 5% of the Net Assets of the respective schemes during the Current Year	Schemes in which companies have invested more than 5% of the Net Assets of the respective schemes during the Current Year	Schemes which have invested in the Company / Subsidiary	Nature of Investment	Aggregate Cost of acquisition during the period ended March 31, 2021 (₹)*#	Outstanding as at March 31, 2021 at Fair / Market Value (₹)
Bajaj Auto Limited	L&T Overnight Fund (formerly known as L&T Cash Fund)	L&T Arbitrage Opportunities Fund	Equity Futures	128.75	-
		L&T Triple Ace Bond Fund	Equity Shares	68.26	5.96
		L&T Equity Savings Fund	Equity Futures	11.48	-
		L&T Equity Savings Fund	Equity Shares	2.16	1.47
		L&T India Large Cap Fund	Equity Shares	-	2.33
		L&T Large and MidCap Fund	Equity Shares	12.57	11.12
		L&T Conservative Hybrid Fund	Equity Shares	0.13	0.09
		L&T Balanced Advantage Fund	Equity Futures	22.76	-
		L&T Balanced Advantage Fund	Equity Shares	6.17	4.50
		L&T Nifty 50 Index Fund	Equity Shares	0.38	0.47
Bajaj Finance Limited	L&T Liquid Fund	L&T Arbitrage Opportunities Fund	Equity Futures	236.16	-
		L&T Arbitrage Opportunities Fund	Equity Shares	129.69	1.54
		L&T Banking and PSU Debt Fund	Non Convertible Debenture	100.00	-
		L&T Equity Savings Fund	Equity Futures	8.87	-
		L&T Equity Savings Fund	Equity Shares	4.79	-
		L&T Focused Equity Fund	Equity Shares	18.28	-
		L&T India Large Cap Fund	Equity Shares	6.84	-
		L&T Liquid Fund	Commercial Paper	1,742.42	-
		L&T Liquid Fund	Non Convertible Debenture	75.21	-
		L&T Tax Advantage Fund	Equity Shares	42.39	-
		L&T Triple Ace Bond Fund	Non Convertible Debenture	25.00	-
		L&T Ultra Short Term Fund	Commercial Paper	174.59	24.79
		L&T Ultra Short Term Fund	Non Convertible Debenture	110.67	-
		L&T Hybrid Equity Fund	Equity Shares	27.92	-
		L&T Large and MidCap Fund	Equity Shares	8.14	-
		L&T Short Term Bond Fund	Non Convertible Debenture	226.74	-
		L&T Short Term Bond Fund	Zero Coupon bond	84.18	2.30
		L&T Low Duration Fund	Commercial Paper	24.98	-
		L&T Money Market Fund	Commercial Paper	148.85	24.79
		L&T Balanced Advantage Fund	Equity Futures	39.06	-
L&T Balanced Advantage Fund	Equity Shares	37.89	-		
L&T Nifty 50 Index Fund	Equity Shares	0.81	1.33		
L&T Overnight Fund (formerly known as L&T Cash Fund)	Commercial Paper	124.99	-		
L&T Flexicap Fund (formerly known as L&T Equity Fund)	Equity Shares	53.99	-		
L&T FMP Series XVIII - Plan B (1229 days)	Zero Coupon bond	-	24.33		
L&T FMP Series XVIII - Plan D (1155 days)	Zero Coupon bond	-	2.18		
Bajaj Housing Finance Limited (Subsidiary of Bajaj Finance Limited.)	L&T FMP Series XVIII - Plan A (1104 days)	L&T FMP Series XVIII - Plan A (1104 days)	Non Convertible Debenture	-	5.10
		L&T Liquid Fund	Commercial Paper	202.38	-
		L&T Liquid Fund	Zero Coupon bond	117.41	-
		L&T Short Term Bond Fund	Zero Coupon bond	-	1.04
		L&T Money Market Fund	Commercial Paper	48.03	48.85
		L&T Overnight Fund (formerly known as L&T Cash Fund)	Commercial Paper	99.99	-
		L&T FMP Series XVIII - Plan C (1178 days)	Zero Coupon bond	-	3.91
		L&T FMP Series XVII - Plan B (1452 days)	Zero Coupon bond	-	29.70
L&T FMP Series XVII - Plan C (1114 days)	Non Convertible Debenture	-	10.20		
L&T FMP Series XVIII - Plan D (1155 days)	Zero Coupon bond	-	5.21		
Bharti Airtel Limited	L&T Liquid Fund	L&T Arbitrage Opportunities Fund	Equity Futures	1,083.30	-
		L&T Arbitrage Opportunities Fund	Equity Shares	527.57	190.26
		L&T Equity Savings Fund	Equity Shares	-	0.54
		L&T Focused Equity Fund	Equity Shares	11.63	18.80
		L&T India Large Cap Fund	Equity Shares	14.85	14.72
		L&T India Value Fund	Equity Shares	264.06	136.43
		L&T Infrastructure Fund	Equity Shares	-	75.75
		L&T Tax Advantage Fund	Equity Shares	20.80	70.65
		L&T Hybrid Equity Fund	Equity Futures	36.43	-
		L&T Hybrid Equity Fund	Equity Shares	49.16	90.04
		L&T Large and MidCap Fund	Equity Shares	10.08	28.93
		L&T Conservative Hybrid Fund	Equity Shares	0.14	0.12
		L&T Balanced Advantage Fund	Equity Futures	323.84	-
		L&T Balanced Advantage Fund	Equity Shares	135.51	84.36
		L&T Nifty 50 Index Fund	Equity Shares	1.36	1.22
L&T Flexicap Fund (formerly known as L&T Equity Fund)	Equity Shares	18.08	56.13		
Indus Towers Limited (Subsidiary of Bharti Airtel Limited.)	L&T Arbitrage Opportunities Fund	L&T Arbitrage Opportunities Fund	Equity Futures	113.50	-
		L&T Arbitrage Opportunities Fund	Equity Shares	70.52	0.62
		L&T Liquid Fund	Commercial Paper	247.16	-
		L&T Money Market Fund	Commercial Paper	24.94	24.94
		L&T Balanced Advantage Fund	Equity Futures	6.01	-
		L&T Balanced Advantage Fund	Equity Shares	2.03	-
		L&T Nifty 50 Index Fund	Equity Shares	0.13	-
L&T Nifty Next 50 Index Fund	Equity Shares	0.58	0.50		
Dabur India Limited	L&T Overnight Fund (formerly known as L&T Cash Fund)	L&T Arbitrage Opportunities Fund	Equity Futures	142.10	-
		L&T Arbitrage Opportunities Fund	Equity Shares	71.33	2.03
		L&T India Large Cap Fund	Equity Shares	2.03	2.43
		L&T Hybrid Equity Fund	Equity Shares	14.58	58.37
		L&T Balanced Advantage Fund	Equity Shares	11.76	13.14
L&T Nifty Next 50 Index Fund	Equity Shares	1.12	0.76		
Eicher Motors Limited	L&T Overnight Fund (formerly known as L&T Cash Fund)	L&T Arbitrage Opportunities Fund	Equity Futures	90.91	-
		L&T Arbitrage Opportunities Fund	Equity Shares	70.54	1.00
		L&T Equity Savings Fund	Equity Futures	3.67	-
		L&T Equity Savings Fund	Equity Shares	1.94	-
		L&T Balanced Advantage Fund	Equity Futures	4.38	-
		L&T Balanced Advantage Fund	Equity Shares	4.25	-

Company which has Invested in excess of 5% of the Net Assets of the respective schemes during the Current Year	Schemes in which companies have invested more than 5% of the Net Assets of the respective schemes during the Current Year	Schemes which have invested in the Company / Subsidiary	Nature of Investment	Aggregate Cost of acquisition during the period ended March 31, 2021 (₹)*#	Outstanding as at March 31, 2021 at Fair / Market Value (₹)
Grindwell Norton Limited	L&T Overnight Fund (formerly known as L&T Cash Fund)	L&T Nifty 50 Index Fund	Equity Shares	0.26	0.35
		L&T Emerging Businesses Fund	Equity Shares	1.17	165.20
		L&T Emerging Opportunities Fund - Series II	Equity Shares	-	7.27
HDFC Bank Limited	L&T Liquid Fund	L&T Infrastructure Fund	Equity Shares	0.63	39.15
		L&T Arbitrage Opportunities Fund	Equity Futures	542.28	-
HDFC Financial Services Limited (Subsidiary of HDFC Bank Limited)	L&T Liquid Fund	L&T Arbitrage Opportunities Fund	Equity Shares	290.84	-
		L&T Banking and PSU Debt Fund	Non Convertible Debenture	318.24	10.22
		L&T Business Cycles Fund	Equity Shares	3.31	42.48
		L&T Equity Savings Fund	Equity Futures	39.04	-
		L&T Equity Savings Fund	Equity Shares	13.56	2.66
		L&T Focused Equity Fund	Equity Shares	19.63	-
		L&T India Large Cap Fund	Equity Shares	7.59	57.70
		L&T India Value Fund	Equity Shares	191.43	414.86
		L&T Liquid Fund	Certificate of Deposit	197.90	-
		L&T Tax Advantage Fund	Equity Shares	118.20	96.13
		L&T Triple Ace Bond Fund	Non Convertible Debenture	158.49	267.63
		L&T Ultra Short Term Fund	Certificate of Deposit	189.83	-
		L&T Hybrid Equity Fund	Equity Futures	57.33	-
		L&T Hybrid Equity Fund	Equity Shares	79.71	344.23
		L&T Hybrid Equity Fund	Non Convertible Debenture	159.46	10.92
		L&T Large and MidCap Fund	Equity Shares	8.95	63.52
		L&T Short Term Bond Fund	Certificate of Deposit	70.26	-
		L&T Low Duration Fund	Certificate of Deposit	23.42	-
		L&T Conservative Hybrid Fund	Equity Shares	2.08	0.49
		L&T Money Market Fund	Certificate of Deposit	86.89	-
L&T Resurgent India Bond Fund	Non Convertible Debenture	49.69	-		
L&T Credit Risk Fund	Certificate of Deposit	93.69	-		
L&T Balanced Advantage Fund	Equity Futures	162.29	-		
L&T Balanced Advantage Fund	Equity Shares	119.66	24.73		
L&T Nifty 50 Index Fund	Equity Shares	4.77	6.35		
L&T Flexicap Fund (formerly known as L&T Equity Fund)	Equity Shares	114.51	168.07		
HDFC Securities Limited (Subsidiary of HDFC Bank Limited)	L&T Liquid Fund	L&T Liquid Fund	Zero Coupon bond	362.35	-
		L&T Triple Ace Bond Fund	Non Convertible Debenture	10.00	-
		L&T Ultra Short Term Fund	Commercial Paper	23.73	-
		L&T Ultra Short Term Fund	Non Convertible Debenture	75.29	-
		L&T Short Term Bond Fund	Non Convertible Debenture	64.92	-
		L&T Low Duration Fund	Zero Coupon bond	22.80	-
		L&T FMP Series XVIII - Plan C (1178 days)	Zero Coupon bond	-	1.28
L&T FMP Series XVIII - Plan B (1229 days)	Zero Coupon bond	-	23.04		
L&T FMP Series XVIII - Plan D (1155 days)	Zero Coupon bond	-	5.12		
Hindalco Industries Limited	L&T Low Duration Fund	L&T Liquid Fund	Commercial Paper	198.11	198.74
		L&T Money Market Fund	Commercial Paper	74.21	49.59
ICICI Securities Limited	L&T Low Duration Fund	L&T Arbitrage Opportunities Fund	Equity Futures	100.41	-
		L&T Overnight Fund (formerly known as L&T Cash Fund)	Equity Shares	82.13	6.89
		L&T Business Cycles Fund	Equity Shares	3.07	0.99
		L&T Equity Savings Fund	Equity Futures	0.40	-
		L&T Equity Savings Fund	Equity Shares	0.17	-
		L&T India Value Fund	Equity Shares	62.97	-
		L&T Infrastructure Fund	Equity Shares	9.37	12.07
		L&T Hybrid Equity Fund	Equity Shares	5.54	5.26
		L&T Credit Risk Fund	Non Convertible Debenture	10.64	10.55
		L&T Balanced Advantage Fund	Equity Futures	2.16	-
L&T Balanced Advantage Fund	Equity Shares	2.29	-		
L&T Nifty 50 Index Fund	Equity Shares	0.24	0.47		
Infina Finance Private Limited	L&T Overnight Fund (formerly known as L&T Cash Fund)	L&T Emerging Businesses Fund	Equity Shares	29.86	-
		L&T Liquid Fund	Commercial Paper	942.48	249.25
		L&T Midcap Fund	Equity Shares	46.91	58.73
		L&T Hybrid Equity Fund	Equity Shares	3.12	-
		L&T Large and MidCap Fund	Equity Shares	4.16	-
		L&T Money Market Fund	Commercial Paper	98.57	-
Infosys Limited	L&T Overnight Fund (formerly known as L&T Cash Fund)	L&T Liquid Fund	Commercial Paper	2,407.07	-
		L&T Ultra Short Term Fund	Commercial Paper	124.90	-
		L&T Low Duration Fund	Commercial Paper	44.96	-
		L&T Money Market Fund	Commercial Paper	94.92	-
		L&T Overnight Fund (formerly known as L&T Cash Fund)	Commercial Paper	89.99	-
L&T Arbitrage Opportunities Fund	L&T Arbitrage Opportunities Fund	L&T Arbitrage Opportunities Fund	Equity Futures	270.96	-
		L&T Arbitrage Opportunities Fund	Equity Shares	205.73	33.82
		L&T Equity Savings Fund	Equity Futures	11.79	-
		L&T Equity Savings Fund	Equity Shares	5.55	2.14
		L&T Focused Equity Fund	Equity Shares	15.83	55.90
		L&T India Large Cap Fund	Equity Shares	10.84	51.08
		L&T India Value Fund	Equity Shares	135.09	501.46
		L&T Tax Advantage Fund	Equity Shares	69.25	132.74
		L&T Hybrid Equity Fund	Equity Shares	175.14	227.34
		L&T Large and MidCap Fund	Equity Shares	-	41.10
L&T Conservative Hybrid Fund	Equity Shares	0.26	0.51		



Annexure I
Disclosure under Regulation 25(11) of the Securities and Exchange Board of
India (Mutual Funds) Regulations, 1996 , as amended.
Market Value of the investments made in each companies which have invested
more than 5% of the net assets of any scheme.

Table A

Company which has Invested in excess of 5% of the Net Assets of the respective schemes during the Current Year	Schemes in which companies have invested more than 5% of the Net Assets of the respective schemes during the Current Year	Schemes which have invested in the Company / Subsidiary	Nature of Investment	Aggregate Cost of acquisition during the period ended March 31, 2021 (₹)*#	Outstanding as at March 31, 2021 at Fair / Market Value (₹)
		L&T Balanced Advantage Fund	Equity Futures	33.64	-
		L&T Balanced Advantage Fund	Equity Shares	25.24	37.57
		L&T Nifty 50 Index Fund	Equity Shares	3.22	4.95
		L&T Flexicap Fund (formerly known as L&T Equity Fund)	Equity Shares	43.26	105.26
L&T Finance Limited	L&T Low Duration Fund	L&T FMP Series XVIII - Plan C (1178 days)	Non Convertible Debenture	-	3.12
	L&T Money Market Fund	L&T FMP Series XVII - Plan B (1452 days)	Non Convertible Debenture	-	23.19
	L&T Overnight Fund (formerly known as L&T Cash Fund)	L&T FMP Series XVII - Plan C (1114 days)	Non Convertible Debenture	-	10.20
L&T Housing Finance Limited	L&T Low Duration Fund	L&T FMP Series XVII - Plan B (1452 days)	Non Convertible Debenture	-	23.07
	L&T Overnight Fund (formerly known as L&T Cash Fund)				
Larsen & Toubro Infotech Limited	L&T Money Market Fund	L&T Arbitrage Opportunities Fund	Equity Futures	9.30	-
		L&T Arbitrage Opportunities Fund	Equity Shares	10.10	9.55
		L&T Nifty Next 50 Index Fund	Equity Shares	0.41	0.46
Larsen & Toubro Limited	L&T Arbitrage Opportunities Fund	L&T Arbitrage Opportunities Fund	Equity Futures	348.13	-
	L&T Banking and PSU Debt Fund	L&T Arbitrage Opportunities Fund	Equity Shares	171.01	4.98
	L&T Gilt Fund	L&T Business Cycles Fund	Equity Shares	1.17	17.59
	L&T Liquid Fund	L&T Equity Savings Fund	Equity Futures	0.21	-
	L&T Low Duration Fund	L&T Equity Savings Fund	Equity Shares	0.20	0.92
	L&T Money Market Fund	L&T Focused Equity Fund	Equity Shares	14.67	35.22
	L&T Overnight Fund (formerly known as L&T Cash Fund)	L&T India Large Cap Fund	Equity Shares	8.24	19.48
	L&T Resurgent India Bond Fund	L&T India Value Fund	Equity Shares	37.90	173.42
	L&T Short Term Bond Fund	L&T Infrastructure Fund	Equity Shares	-	126.29
	L&T Triple Ace Bond Fund	L&T Tax Advantage Fund	Equity Shares	15.28	110.39
		L&T Hybrid Equity Fund	Commercial Paper	24.41	-
		L&T Hybrid Equity Fund	Equity Shares	5.76	158.59
		L&T Large and MidCap Fund	Equity Shares	14.21	28.92
		L&T Short Term Bond Fund	Non Convertible Debenture	75.38	78.04
		L&T Low Duration Fund	Non Convertible Debenture	31.59	31.19
		L&T Conservative Hybrid Fund	Equity Shares	-	0.24
		L&T Money Market Fund	Commercial Paper	73.24	-
		L&T Balanced Advantage Fund	Equity Futures	121.42	-
		L&T Balanced Advantage Fund	Equity Shares	48.44	7.11
		L&T Nifty 50 Index Fund	Equity Shares	1.29	1.67
		L&T Flexicap Fund (formerly known as L&T Equity Fund)	Equity Shares	7.66	56.44
L&T Finance Holdings Limited (Subsidiary of Larsen & Toubro Limited)		L&T Nifty Next 50 Index Fund	Equity Shares	0.08	-
L&T Technology Services Limited (Subsidiary of Larsen & Toubro Limited)		L&T Arbitrage Opportunities Fund	Equity Futures	13.79	-
		L&T Arbitrage Opportunities Fund	Equity Shares	14.23	9.18
MindTree Limited (Subsidiary of Larsen & Toubro Limited)		L&T Arbitrage Opportunities Fund	Equity Futures	19.92	-
		L&T Arbitrage Opportunities Fund	Equity Shares	13.39	0.50
LIC Housing Finance Limited	L&T Overnight Fund (formerly known as L&T Cash Fund)	L&T Arbitrage Opportunities Fund	Equity Futures	40.90	-
		L&T Arbitrage Opportunities Fund	Equity Shares	33.48	-
		L&T Banking and PSU Debt Fund	Non Convertible Debenture	86.86	-
		L&T Equity Savings Fund	Equity Futures	2.73	-
		L&T Equity Savings Fund	Equity Shares	2.50	-
		L&T India Large Cap Fund	Equity Shares	12.98	7.84
		L&T India Value Fund	Equity Shares	92.28	89.26
		L&T Liquid Fund	Commercial Paper	308.18	-
		L&T Liquid Fund	Non Convertible Debenture	181.17	-
		L&T Liquid Fund	Zero Coupon bond	5.50	-
		L&T Triple Ace Bond Fund	Non Convertible Debenture	15.05	-
		L&T Ultra Short Term Fund	Commercial Paper	146.42	99.32
		L&T Ultra Short Term Fund	Non Convertible Debenture	101.57	-
		L&T Hybrid Equity Fund	Equity Shares	19.40	-
		L&T Hybrid Equity Fund	Non Convertible Debenture	3.11	-
		L&T Short Term Bond Fund	Non Convertible Debenture	153.08	-
		L&T Low Duration Fund	Commercial Paper	23.30	-
		L&T Low Duration Fund	Non Convertible Debenture	138.31	35.42
		L&T Money Market Fund	Commercial Paper	146.37	49.63
		L&T FMP Series XVIII - Plan C (1178 days)	Non Convertible Debenture	0.50	-
		L&T FMP Series XVIII - Plan B (1229 days)	Zero Coupon bond	-	19.17
		L&T FMP Series XVIII - Plan D (1155 days)	Zero Coupon bond	-	5.11
Mahindra & Mahindra Financial Services Limited	L&T Overnight Fund (formerly known as L&T Cash Fund)	L&T Arbitrage Opportunities Fund	Equity Futures	90.57	-
		L&T Arbitrage Opportunities Fund	Equity Shares	72.90	-
		L&T India Large Cap Fund	Equity Shares	5.69	5.48
		L&T Liquid Fund	Non Convertible Debenture	50.42	50.35
		L&T Liquid Fund	Zero Coupon bond	15.19	-

Company which has Invested in excess of 5% of the Net Assets of the respective schemes during the Current Year	Schemes in which companies have invested more than 5% of the Net Assets of the respective schemes during the Current Year	Schemes which have invested in the Company / Subsidiary	Nature of Investment	Aggregate Cost of acquisition during the period ended March 31, 2021 (₹)*#	Outstanding as at March 31, 2021 at Fair / Market Value (₹)
		L&T Ultra Short Term Fund	Non Convertible Debenture	25.14	-
		L&T Hybrid Equity Fund	Equity Shares	41.10	40.71
		L&T Balanced Advantage Fund	Equity Futures	0.29	-
		L&T Flexicap Fund (formerly known as L&T Equity Fund)	Equity Shares	0.31	-
		L&T Flexicap Fund (formerly known as L&T Equity Fund)	Equity Shares	26.82	-
Maruti Suzuki India Limited	L&T Banking and PSU Debt Fund	L&T Arbitrage Opportunities Fund	Equity Futures	584.61	-
	L&T Overnight Fund (formerly known as L&T Cash Fund)	L&T Arbitrage Opportunities Fund	Equity Shares	203.91	6.86
	L&T Ultra Short Term Fund	L&T Business Cycles Fund	Equity Shares	5.76	9.77
		L&T Equity Savings Fund	Equity Futures	0.23	-
		L&T Equity Savings Fund	Equity Shares	0.22	0.67
		L&T Focused Equity Fund	Equity Shares	30.90	20.03
		L&T India Large Cap Fund	Equity Shares	9.29	10.30
		L&T India Value Fund	Equity Shares	66.70	67.94
		L&T Tax Advantage Fund	Equity Shares	55.92	65.85
		L&T Hybrid Equity Fund	Equity Shares	35.05	37.52
		L&T Conservative Hybrid Fund	Equity Shares	-	0.12
		L&T Balanced Advantage Fund	Equity Futures	34.45	-
		L&T Balanced Advantage Fund	Equity Shares	34.55	18.59
		L&T Nifty 50 Index Fund	Equity Shares	0.82	0.89
		L&T Flexicap Fund (formerly known as L&T Equity Fund)	Equity Shares	49.85	36.77
National Bank For Agriculture and Rural Development	L&T Liquid Fund	L&T Arbitrage Opportunities Fund	Certificate of Deposit	24.69	24.84
		L&T Arbitrage Opportunities Fund	Commercial Paper	97.74	48.72
		L&T Banking and PSU Debt Fund	Non Convertible Debenture	781.60	455.35
		L&T Flexi Bond Fund	Non Convertible Debenture	7.64	-
		L&T FMP Series XIV - Plan A (1233 days)	Certificate of Deposit	61.73	-
		L&T FMP Series XIV - Plan C (1150 days)	Certificate of Deposit	0.95	-
		L&T FMP Series XVIII - Plan A (1104 days)	Non Convertible Debenture	-	5.08
		L&T Liquid Fund	Certificate of Deposit	497.20	-
		L&T Liquid Fund	Commercial Paper	5,328.16	588.12
		L&T Triple Ace Bond Fund	Non Convertible Debenture	760.52	701.64
		L&T Ultra Short Term Fund	Certificate of Deposit	473.18	193.49
		L&T Ultra Short Term Fund	Commercial Paper	144.61	-
		L&T Ultra Short Term Fund	Non Convertible Debenture	10.00	-
		L&T Hybrid Equity Fund	Certificate of Deposit	77.68	-
		L&T Hybrid Equity Fund	Non Convertible Debenture	94.83	34.55
		L&T Short Term Bond Fund	Certificate of Deposit	47.12	-
		L&T Short Term Bond Fund	Commercial Paper	24.51	-
		L&T Short Term Bond Fund	Non Convertible Debenture	281.55	328.26
		L&T Low Duration Fund	Certificate of Deposit	47.13	-
		L&T Low Duration Fund	Non Convertible Debenture	77.76	51.43
		L&T Conservative Hybrid Fund	Non Convertible Debenture	-	2.12
		L&T Money Market Fund	Certificate of Deposit	290.09	49.69
		L&T Money Market Fund	Commercial Paper	48.26	24.82
		L&T Resurgent India Bond Fund	Certificate of Deposit	24.44	-
		L&T Resurgent India Bond Fund	Non Convertible Debenture	240.36	52.28
		L&T Credit Risk Fund	Non Convertible Debenture	95.86	10.29
		L&T Balanced Advantage Fund	Non Convertible Debenture	14.95	15.51
		L&T Overnight Fund (formerly known as L&T Cash Fund)	Commercial Paper	249.94	-
		L&T FMP Series XVIII - Plan C (1178 days)	Non Convertible Debenture	-	3.11
		L&T FMP Series XVII - Plan B (1452 days)	Non Convertible Debenture	5.09	20.73
		L&T FMP Series XVII - Plan C (1114 days)	Non Convertible Debenture	-	22.84
		L&T FMP Series XVIII - Plan B (1229 days)	Non Convertible Debenture	-	18.66
		L&T FMP Series XVIII - Plan D (1155 days)	Non Convertible Debenture	-	4.35
Reliance Industries Limited	L&T Banking and PSU Debt Fund	L&T Arbitrage Opportunities Fund	Commercial Paper	49.64	-
	L&T Liquid Fund	L&T Arbitrage Opportunities Fund	Equity Futures	1,502.45	-
	L&T Low Duration Fund	L&T Arbitrage Opportunities Fund	Equity Shares	627.25	31.40
	L&T Triple Ace Bond Fund	L&T Arbitrage Opportunities Fund	Non Convertible Debenture	25.12	-
		L&T Banking and PSU Debt Fund	Non Convertible Debenture	125.00	-
		L&T Business Cycles Fund	Equity Shares	7.58	27.32
		L&T Emerging Businesses Fund	Commercial Paper	74.21	-
		L&T Equity Savings Fund	Equity Futures	112.67	-
		L&T Equity Savings Fund	Equity Shares	14.10	1.40
		L&T FMP Series XVIII - Plan A (1104 days)	Non Convertible Debenture	-	5.07
		L&T Focused Equity Fund	Equity Shares	38.80	41.54
		L&T India Large Cap Fund	Equity Shares	13.90	40.91
		L&T India Value Fund	Equity Shares	112.27	332.00
		L&T Infrastructure Fund	Equity Shares	52.26	66.39
		L&T Liquid Fund	Commercial Paper	4,583.49	449.03
		L&T Liquid Fund	Non Convertible Debenture	70.34	-
		L&T Midcap Fund	Commercial Paper	74.21	-
		L&T Tax Advantage Fund	Equity Shares	19.11	97.63
		L&T Triple Ace Bond Fund	Commercial Paper	74.25	-
		L&T Triple Ace Bond Fund	Non Convertible Debenture	88.24	-
		L&T Ultra Short Term Fund	Commercial Paper	757.29	74.71
		L&T Ultra Short Term Fund	Non Convertible Debenture	152.13	50.67
		L&T Hybrid Equity Fund	Equity Futures	281.51	-



Annexure I
Disclosure under Regulation 25(11) of the Securities and Exchange Board of India (Mutual Funds) Regulations, 1996 , as amended.
Market Value of the investments made in each companies which have invested more than 5% of the net assets of any scheme.

Table A

Company which has Invested in excess of 5% of the Net Assets of the respective schemes during the Current Year	Schemes in which companies have invested more than 5% of the Net Assets of the respective schemes during the Current Year	Schemes which have invested in the Company / Subsidiary	Nature of Investment	Aggregate Cost of acquisition during the period ended March 31, 2021 (₹)*#	Outstanding as at March 31, 2021 at Fair / Market Value (₹)
Reliance Industries Limited		L&T Hybrid Equity Fund	Equity Shares	369.42	225.09
		L&T Hybrid Equity Fund	Non Convertible Debenture	102.67	51.62
		L&T Large and MidCap Fund	Equity Shares	6.98	51.76
		L&T Short Term Bond Fund	Non Convertible Debenture	89.06	44.74
		L&T Low Duration Fund	Non Convertible Debenture	51.75	51.74
		L&T Conservative Hybrid Fund	Equity Shares	0.08	0.33
		L&T Money Market Fund	Commercial Paper	388.30	74.50
		L&T Resurgent India Bond Fund	Non Convertible Debenture	31.05	-
		L&T Balanced Advantage Fund	Equity Futures	469.64	-
		L&T Balanced Advantage Fund	Equity Shares	106.45	45.65
		L&T Nifty 50 Index Fund	Equity Shares	5.16	6.32
		L&T Overnight Fund (formerly known as L&T Cash Fund)	Commercial Paper	439.91	-
		L&T Flexicap Fund (formerly known as L&T Equity Fund)	Equity Shares	14.92	127.68
		L&T FMP Series XVII - Plan C (1114 days)	Non Convertible Debenture	10.34	10.13
		L&T FMP Series XVIII - Plan B (1229 days)	Non Convertible Debenture	16.93	17.11
Network18 Media & Investments Limited (Subsidiary of Reliance Industries Limited)		L&T Liquid Fund	Commercial Paper	49.53	-
		L&T Low Duration Fund	Commercial Paper	9.95	-
		L&T Money Market Fund	Commercial Paper	89.35	24.82
TV18 Broadcast Limited (Subsidiary of Reliance Industries Limited)		L&T Arbitrage Opportunities Fund	Equity Futures	7.05	-
		L&T Arbitrage Opportunities Fund	Equity Shares	0.18	-
		L&T Equity Savings Fund	Equity Futures	7.47	-
		L&T Liquid Fund	Commercial Paper	24.78	-
Reliance Jio Infocomm Limited	L&T Banking and PSU Debt Fund	L&T Liquid Fund	Commercial Paper	3,785.33	-
		L&T Ultra Short Term Fund	Commercial Paper	344.46	-
		L&T Money Market Fund	Commercial Paper	97.58	-
		L&T Overnight Fund (formerly known as L&T Cash Fund)	Commercial Paper	409.88	-
Reliance Retail Limited	L&T Overnight Fund (formerly known as L&T Cash Fund)	L&T Liquid Fund	Commercial Paper	1,297.49	-
		L&T Money Market Fund	Commercial Paper	24.41	-
		L&T Overnight Fund (formerly known as L&T Cash Fund)	Commercial Paper	149.96	-
Sikka Ports and Terminals Limited	L&T Money Market Fund	L&T Hybrid Equity Fund	Non Convertible Debenture	2.11	13.75
		L&T Low Duration Fund	Non Convertible Debenture	24.24	40.94
		L&T Resurgent India Bond Fund	Non Convertible Debenture	71.99	53.03
Small Industries Development Bank of India	L&T Liquid Fund	L&T Banking and PSU Debt Fund	Non Convertible Debenture	266.04	51.44
		L&T Emerging Businesses Fund	Certificate of Deposit	74.19	-
		L&T FMP Series XIV - Plan A (1233 days)	Certificate of Deposit	43.99	-
		L&T FMP Series XVIII - Plan A (1104 days)	Non Convertible Debenture	-	5.08
		L&T Liquid Fund	Certificate of Deposit	207.72	-
		L&T Liquid Fund	Certificate of Deposit	203.65	199.05
		L&T Midcap Fund	Certificate of Deposit	74.19	-
		L&T Ultra Short Term Fund	Certificate of Deposit	229.11	-
		L&T Ultra Short Term Fund	Non Convertible Debenture	242.96	136.96
		L&T Hybrid Equity Fund	Certificate of Deposit	29.33	-
		L&T Hybrid Equity Fund	Non Convertible Debenture	-	22.41
		L&T Short Term Bond Fund	Certificate of Deposit	71.02	-
		L&T Short Term Bond Fund	Non Convertible Debenture	198.83	173.14
		L&T Low Duration Fund	Certificate of Deposit	47.04	-
		L&T Low Duration Fund	Non Convertible Debenture	113.50	40.67
L&T Money Market Fund	Certificate of Deposit	197.45	-		
L&T Credit Risk Fund	Certificate of Deposit	47.37	-		
L&T FMP Series XVII - Plan C (1114 days)	Non Convertible Debenture	-	20.03		
L&T FMP Series XVIII - Plan B (1229 days)	Non Convertible Debenture	-	18.68		
L&T FMP Series XVIII - Plan D (1155 days)	Non Convertible Debenture	-	4.15		
State Bank of India	L&T Short Term Bond Fund	L&T Arbitrage Opportunities Fund	Equity Futures	494.93	-
		L&T Arbitrage Opportunities Fund	Equity Shares	247.45	83.39
		L&T Banking and PSU Debt Fund	Non Convertible Debenture	94.95	162.74
		L&T Business Cycles Fund	Equity Shares	2.90	10.90
		L&T Equity Savings Fund	Equity Futures	2.49	-
		L&T Equity Savings Fund	Equity Shares	3.63	2.36
		L&T Focused Equity Fund	Equity Shares	1.48	-
		L&T India Large Cap Fund	Equity Shares	10.73	25.68
		L&T India Value Fund	Equity Shares	143.74	193.81
		L&T Tax Advantage Fund	Equity Shares	35.46	104.60
		L&T Hybrid Equity Fund	Equity Shares	107.25	112.81
		L&T Hybrid Equity Fund	Non Convertible Debenture	-	67.35
		L&T Short Term Bond Fund	Non Convertible Debenture	225.42	-
		L&T Conservative Hybrid Fund	Equity Shares	0.04	0.14
		L&T Resurgent India Bond Fund	Non Convertible Debenture	36.89	20.87

Company which has Invested in excess of 5% of the Net Assets of the respective schemes during the Current Year	Schemes in which companies have invested more than 5% of the Net Assets of the respective schemes during the Current Year	Schemes which have invested in the Company / Subsidiary	Nature of Investment	Aggregate Cost of acquisition during the period ended March 31, 2021 (₹)*#	Outstanding as at March 31, 2021 at Fair / Market Value (₹)	
		L&T Balanced Advantage Fund	Equity Futures	205.25	-	
		L&T Balanced Advantage Fund	Equity Shares	55.49	39.02	
		L&T Nifty 50 Index Fund	Equity Shares	0.86	1.37	
		L&T Flexicap Fund (formerly known as L&T Equity Fund)	Equity Shares	-	49.54	
	SBI Cards and Payment Services Limited (Subsidiary of State Bank of India)		L&T Equity Savings Fund	Equity Shares	0.02	0.02
			L&T Focused Equity Fund	Equity Shares	29.92	-
			L&T India Large Cap Fund	Equity Shares	9.55	10.44
			L&T Tax Advantage Fund	Equity Shares	0.95	-
			L&T Ultra Short Term Fund	Commercial Paper	96.02	-
			L&T Hybrid Equity Fund	Equity Shares	37.83	38.79
			L&T Money Market Fund	Commercial Paper	47.44	-
			L&T Balanced Advantage Fund	Equity Shares	9.82	-
			L&T Nifty Next 50 Index Fund	Equity Shares	0.38	0.27
			L&T FMP Series XVIII - Plan C (1178 days)	Non Convertible Debenture	-	3.14
	SBI Life Insurance Company Limited (Subsidiary of State Bank of India)		L&T Arbitrage Opportunities Fund	Equity Futures	95.66	-
		L&T Arbitrage Opportunities Fund	Equity Shares	52.45	0.92	
		L&T India Large Cap Fund	Equity Shares	6.42	10.31	
		L&T India Value Fund	Equity Shares	58.22	-	
		L&T Hybrid Equity Fund	Equity Shares	16.75	18.57	
		L&T Large and MidCap Fund	Equity Shares	-	13.88	
		L&T Nifty 50 Index Fund	Equity Shares	0.33	0.34	
		L&T Nifty Next 50 Index Fund	Equity Shares	0.81	-	
Sun Pharmaceutical Industries Ltd.	L&T Overnight Fund (formerly known as L&T Cash Fund)	L&T Arbitrage Opportunities Fund	Equity Futures	387.59	-	
		L&T Arbitrage Opportunities Fund	Equity Shares	164.64	58.67	
		L&T Equity Savings Fund	Equity Futures	2.93	-	
		L&T Equity Savings Fund	Equity Shares	0.40	0.75	
		L&T Focused Equity Fund	Equity Shares	42.49	-	
		L&T India Large Cap Fund	Equity Shares	11.06	10.54	
		L&T India Value Fund	Equity Shares	111.13	166.59	
		L&T Tax Advantage Fund	Equity Shares	11.77	26.43	
		L&T Hybrid Equity Fund	Equity Shares	28.76	111.54	
		L&T Conservative Hybrid Fund	Equity Shares	0.07	0.23	
		L&T Money Market Fund	Commercial Paper	49.62	49.65	
		L&T Balanced Advantage Fund	Equity Futures	47.59	-	
L&T Balanced Advantage Fund	Equity Shares	17.33	-			
L&T Nifty 50 Index Fund	Equity Shares	0.57	0.63			
L&T Flexicap Fund (formerly known as L&T Equity Fund)	Equity Shares	20.54	28.98			
Tata Capital Financial Services Limited	L&T Overnight Fund (formerly known as L&T Cash Fund)	L&T FMP Series XVIII - Plan A (1104 days)	Non Convertible Debenture	-	3.06	
		L&T Liquid Fund	Commercial Paper	724.23	-	
		L&T Liquid Fund	Zero Coupon bond	59.00	59.18	
		L&T Money Market Fund	Commercial Paper	49.95	-	
		L&T FMP Series XVII - Plan C (1114 days)	Non Convertible Debenture	-	22.46	
Tata Steel Limited	L&T Liquid Fund	L&T Arbitrage Opportunities Fund	Equity Futures	257.13	-	
		L&T Arbitrage Opportunities Fund	Equity Shares	101.33	62.38	
		L&T Equity Savings Fund	Equity Shares	-	0.78	
		L&T Focused Equity Fund	Equity Shares	6.71	27.31	
		L&T India Large Cap Fund	Equity Shares	8.74	24.23	
		L&T India Value Fund	Equity Shares	15.33	-	
		L&T Infrastructure Fund	Equity Shares	12.62	21.85	
		L&T Tax Advantage Fund	Equity Shares	-	61.05	
		L&T Hybrid Equity Fund	Equity Shares	21.34	22.63	
		L&T Low Duration Fund	Non Convertible Debenture	34.87	35.61	
		L&T Resurgent India Bond Fund	Non Convertible Debenture	4.61	-	
		L&T Credit Risk Fund	Non Convertible Debenture	13.46	8.90	
		L&T Balanced Advantage Fund	Equity Futures	37.43	-	
		L&T Balanced Advantage Fund	Equity Shares	34.67	52.66	
		L&T Nifty 50 Index Fund	Equity Shares	0.30	0.60	
L&T Flexicap Fund (formerly known as L&T Equity Fund)	Equity Shares	-	45.45			
L&T FMP Series XVIII - Plan C (1178 days)	Non Convertible Debenture	-	3.74			
RBL Bank Limited	L&T Money Market Fund	L&T Arbitrage Opportunities Fund	Equity Futures	1.88	-	
		L&T Arbitrage Opportunities Fund	Equity Shares	1.82	-	
		L&T Equity Savings Fund	Equity Futures	1.63	-	
		L&T Equity Savings Fund	Equity Shares	1.31	-	
		L&T Midcap Fund	Equity Shares	31.65	-	
		L&T Hybrid Equity Fund	Equity Shares	0.72	-	
		L&T Large and MidCap Fund	Equity Shares	0.72	-	
		L&T Balanced Advantage Fund	Equity Shares	6.52	-	
Wipro Limited	L&T Overnight Fund (formerly known as L&T Cash Fund)	L&T Arbitrage Opportunities Fund	Equity Futures	62.17	-	
		L&T Arbitrage Opportunities Fund	Equity Shares	33.99	0.80	
		L&T Equity Savings Fund	Equity Futures	0.53	-	
		L&T Equity Savings Fund	Equity Shares	0.24	-	
		L&T Balanced Advantage Fund	Equity Futures	4.00	-	
		L&T Balanced Advantage Fund	Equity Shares	4.16	-	
		L&T Nifty 50 Index Fund	Equity Shares	0.39	0.60	

These investments comprise Equity Shares, Debentures / Bonds, Commercial Paper and Certificate of Deposit. These investments have been made on account of their high credit quality and competitive yield for the investment in fixed income / money market instruments and in case of equity shares because of attractive valuations of these companies.

*The above disclosure of the transactions is for the period from one year prior to the date company invested in excess of 5 % of net assets of the respective scheme to March 31, 2021.

#Aggregate cost of acquisition represents cost of the maximum holding in the Company and its subsidiaries of the investments made by the scheme.



Annexure I
Disclosure under Regulation 25(11) of the Securities and Exchange Board of India (Mutual Funds) Regulations, 1996 , as amended.
Market Value of the investments made in each companies which have invested more than 5% of the net assets of any scheme.

Table B

Company which has Invested in excess of 5% of the Net Assets of the respective schemes during the FY 2019-20 not included in the Table A above	Schemes in which companies have invested more than 5% of the Net Assets of the respective schemes in the Previous Year	Schemes which have invested in the Company / Subsidiary	Nature of Investment	Aggregate Cost of acquisition during the period ended March 31, 2021 (₹)*#	Outstanding as at March 31, 2021 at Fair / Market Value (₹)
Adani Enterprises Limited	L&T Overnight Fund (formerly known as L&T Cash Fund)	L&T Arbitrage Opportunities Fund	Equity Futures	12.98	-
		L&T Arbitrage Opportunities Fund	Equity Shares	6.05	-
		L&T Balanced Advantage Fund	Equity Futures	7.30	-
		L&T Balanced Advantage Fund	Equity Shares	6.88	-
		L&T Nifty Next 50 Index Fund	Equity Shares	0.71	0.71
Adani Ports and Special Economic Zone Limited	L&T Overnight Fund (formerly known as L&T Cash Fund)	L&T Arbitrage Opportunities Fund	Equity Futures	816.91	-
		L&T Arbitrage Opportunities Fund	Equity Shares	246.19	192.46
		L&T Equity Savings Fund	Equity Futures	15.69	-
		L&T Equity Savings Fund	Equity Shares	2.00	0.18
		L&T Balanced Advantage Fund	Equity Futures	333.72	-
		L&T Balanced Advantage Fund	Equity Shares	41.18	59.88
Adani Green Energy Limited	L&T Nifty Next 50 Index Fund	L&T Nifty Next 50 Index Fund	Equity Shares	0.92	0.88
Aditya Birla Finance Limited	L&T Overnight Fund (formerly known as L&T Cash Fund)	L&T Liquid Fund	Commercial Paper	2,782.65	-
		L&T Liquid Fund	Zero Coupon bond	208.87	-
		L&T Ultra Short Term Fund	Commercial Paper	149.85	-
		L&T Low Duration Fund	Commercial Paper	24.98	-
		L&T Low Duration Fund	Non Convertible Debenture	10.28	-
		L&T Low Duration Fund	Zero Coupon bond	51.77	-
		L&T Money Market Fund	Commercial Paper	89.92	-
Aditya Birla Housing Finance Limited (Subsidiary of Aditya Birla Finance Limited)	L&T Equity Savings Fund	L&T Equity Savings Fund	Zero Coupon bond	-	0.89
		L&T FMP Series XVIII - Plan C (1178 days)	Zero Coupon bond	-	2.93
IFIL Home Finance Limited (Subsidiary of India Infoline Finance Limited)	L&T Low Duration Fund	L&T Low Duration Fund	Non Convertible Debenture	22.22	4.74
		L&T Resurgent India Bond Fund	Non Convertible Debenture	22.22	23.70
		L&T Credit Risk Fund	Non Convertible Debenture	13.71	14.22
Indostar Capital Finance Limited	L&T Overnight Fund (formerly known as L&T Cash Fund)	L&T Low Duration Fund	Non Convertible Debenture	19.73	-
Interglobe Aviation Limited	L&T Ultra Short Term Fund	L&T Arbitrage Opportunities Fund	Equity Futures	2.65	-
		L&T Arbitrage Opportunities Fund	Equity Shares	2.14	-
		L&T Nifty Next 50 Index Fund	Equity Shares	0.43	0.39
Tata Consultancy Services Limited	L&T Liquid Fund	L&T Arbitrage Opportunities Fund	Equity Futures	186.44	-
		L&T Overnight Fund (formerly known as L&T Cash Fund)	Equity Shares	132.10	18.59
		L&T Equity Savings Fund	Equity Futures	0.95	-
		L&T Equity Savings Fund	Equity Shares	0.44	0.43
		L&T Focused Equity Fund	Equity Shares	16.21	73.09
		L&T India Large Cap Fund	Equity Shares	5.21	18.50
		L&T Tax Advantage Fund	Equity Shares	-	100.10
		L&T Hybrid Equity Fund	Equity Shares	128.64	109.00
		L&T Large and MidCap Fund	Equity Shares	-	66.35
		L&T Conservative Hybrid Fund	Equity Shares	-	0.18
		L&T Balanced Advantage Fund	Equity Futures	-	-
		L&T Balanced Advantage Fund	Equity Shares	12.94	27.68
		L&T Nifty 50 Index Fund	Equity Shares	2.36	3.21
L&T Flexicap Fund (formerly known as L&T Equity Fund)	Equity Shares	-	130.93		

Company which has Invested in excess of 5% of the Net Assets of the respective schemes during the FY 2019-20 not included in the Table A above	Schemes in which companies have invested more than 5% of the Net Assets of the respective schemes in the Previous Year	Schemes which have invested in the Company / Subsidiary	Nature of Investment	Aggregate Cost of acquisition during the period ended March 31, 2021 (₹)*#	Outstanding as at March 31, 2021 at Fair / Market Value (₹)
Tata Power Renewable Energy Limited	L&T Overnight Fund (formerly known as L&T Cash Fund)	L&T Liquid Fund	Commercial Paper	197.12	-
		L&T Low Duration Fund	Commercial Paper	14.96	-
		L&T Money Market Fund	Commercial Paper	34.90	-
		L&T Resurgent India Bond Fund	Non Convertible Debenture	4.84	-
		L&T Credit Risk Fund	Non Convertible Debenture	19.87	-
Walwhan Renewables Energy Private Limited (Subsidiary of Tata Power Renewable Energy Limited)	L&T FMP Series XVIII - Plan C (1178 days)	L&T FMP Series XVIII - Plan C (1178 days)	Non Convertible Debenture	-	3.06
The Tata Power Company Limited	L&T Overnight Fund (formerly known as L&T Cash Fund)	L&T Arbitrage Opportunities Fund	Equity Futures	317.45	-
		L&T Arbitrage Opportunities Fund	Equity Shares	141.98	60.91
		L&T Equity Savings Fund	Equity Futures	6.52	-
		L&T Equity Savings Fund	Equity Shares	0.58	0.98
		L&T India Value Fund	Equity Shares	9.93	10.35
		L&T Infrastructure Fund	Equity Shares	23.72	36.33
		L&T Liquid Fund	Commercial Paper	817.97	299.58
		L&T Low Duration Fund	Commercial Paper	9.95	-
		L&T Money Market Fund	Commercial Paper	163.48	-
		L&T Balanced Advantage Fund	Equity Futures	26.29	-
		L&T Balanced Advantage Fund	Equity Shares	4.57	6.41
Coastal Gujarat Power Limited (Subsidiary of The TATA Power Company Limited)	L&T Resurgent India Bond Fund	L&T Resurgent India Bond Fund	Non Convertible Debenture	-	55.46
		L&T Credit Risk Fund	Non Convertible Debenture	13.80	15.84
Tube Investments of India Limited	L&T Overnight Fund (formerly known as L&T Cash Fund)	L&T Emerging Businesses Fund	Equity Shares	2.30	88.52
		L&T Flexicap Fund (formerly known as L&T Equity Fund)	Equity Shares	-	45.49
		L&T Tax Advantage Fund	Equity Shares	-	99.85
Vodafone Idea Limited	L&T Liquid Fund	L&T Nifty Next 50 Index Fund	Equity Shares	0.08	-

These investments comprise Equity Shares, Debentures / Bonds, Commercial Paper and Certificate of Deposit. These investments have been made on account of their high credit quality and competitive yield for the investment in fixed income / money market instruments and in case of equity shares because of attractive valuations of these companies.

*The above disclosure of the transactions is for the period from April 01, 2020 (excluding any transactions reported in the previous reports between April 01, 2019 to March 31, 2020) till March 31, 2021.

#Aggregate cost of acquisition represents cost of the maximum holding in the Company and its subsidiaries of the investments made by the scheme.