

Portfolio Scanner – April 2022

Portfolio Data as on April 30, 2022



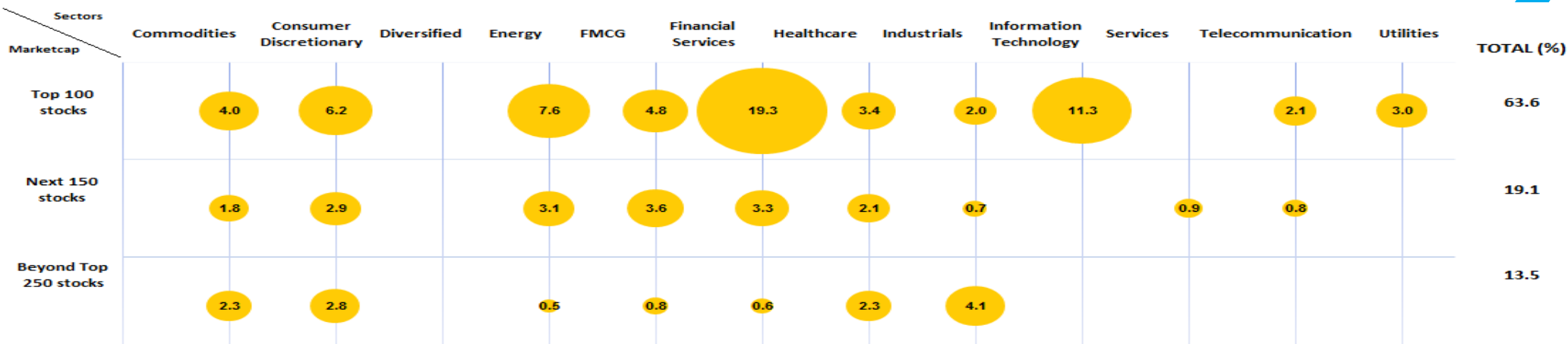
Investment Approach & Portfolio Details

Scheme Name	Stock Picking Approach	Benchmark Index	Top 10 Holdings (%)	Count of Stocks	Debt / Cash (%)
L&T Flexi Cap Fund	No bias, go-anywhere strategy	S&P BSE 500 TRI	34.43	71	2.91
L&T India Large Cap Fund	Bottom-up with focus on largecap stocks	S&P BSE 100 TRI	52.83	49	3.39
L&T Large and Midcap Fund	Invest in a mix of large and midcap stocks.	NIFTY Large midcap 250 TRI	41.53	54	0.00
L&T Mid cap Fund	Bottom-up with focus on midcap stocks	S&P BSE Midcap 150 TRI	31.06	74	0.45
L&T Emerging Businesses Fund	Focus on investing in emerging businesses	S&P BSE 250 Smallcap TRI	29.40	80	0.00
L&T India Value Fund	Bottom-up with a value bias	S&P BSE 500 TRI	38.16	62	1.56
L&T Business Cycles Fund	Cyclical / Defensive stocks based on the business cycle	S&P BSE 500 TRI	45.11	54	0.00
L&T Focused Equity Fund	Invest in 30 high conviction stocks by taking a concentrated position.	Nifty 500 TRI	50.89	28	2.80
L&T Infrastructure Fund	Stocks related to, or benefiting from growth in Infrastructure sector	Nifty Infrastructure TRI	44.72	52	3.59
L&T Tax Advantage Fund	Focus on companies with strong balance sheet.	S&P BSE 500 TRI	49.65	64	0.00

The above data is as on April 30, 2022. Source: Bloomberg, Internal.

Portfolio Positioning: L&T Flexi Cap Fund (erstwhile known as L&T Equity Fund)

An open-ended dynamic equity scheme investing across largecap, midcap and smallcap stocks

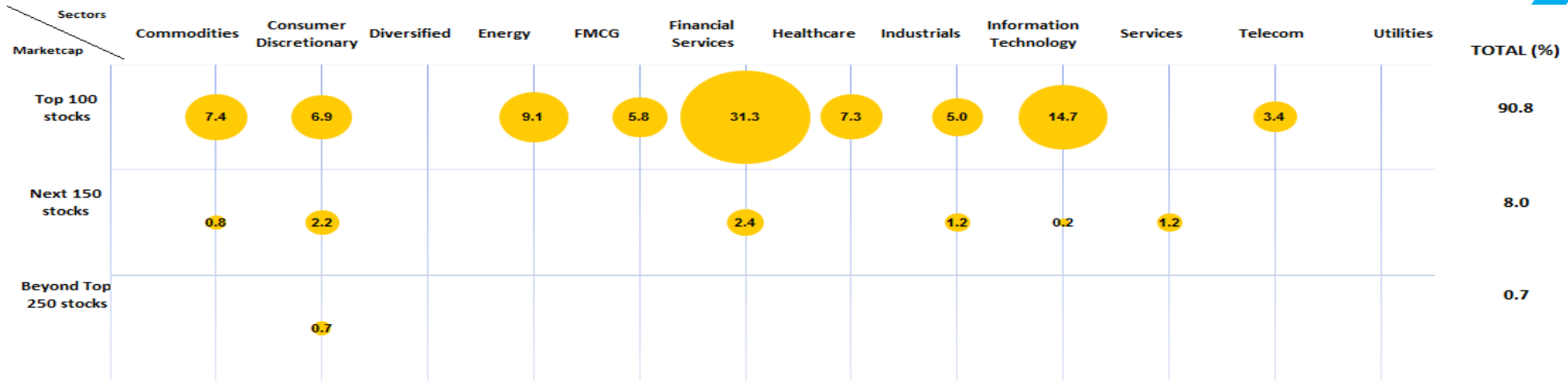


L&T Flexicap Fund	Weight in Scheme (%)	Weight in benchmark (%)	Current Positioning	Select Stocks
Financial Services	23.19	28.36	Underweight to Index. Exposure to Banks, Insurance, Finance & Housing Finance	ICICI Bank Ltd.;HDFC Bank Ltd.;SBI Life Insurance Limited;Bajaj Holdings & Investment Ltd.;Housing Development Finance Corporation Limited
Consumer Discretionary	11.92	12.96	Underweight to Index. Exposure to Auto, Auto Components, Entertainment, Retailing, Realty, Textiles & Apparels	Tata Motors Ltd.;Mahindra Lifespace Developers Ltd;Avenue Supermarts Ltd.;Tube Investments of India Ltd;Vardhman Textiles Ltd.;Zee Entertainment Enterprises Limited;Mahindra & Mahindra Ltd.
Information Technology	11.26	12.78	Underweight to Index. Exposure to Select Stocks	Infosys Limited;Tata Consultancy Services Limited;Mphasis Ltd.;HCL Technologies Limited
Energy	11.21	11.61	Neutral to Index. Exposure to Gas, Oil & Petroleum Products	Reliance Industries Limited;Oil India Limited;Gujrat Gas Ltd.
Fast Moving Consumer Goods	9.20	7.10	Overweight to Index. Exposure to Select Stocks	ITC Limited;Emami Ltd;Varun Beverages Limited;Balrampur Chini Mills Limited;Godrej Consumer Products Limited
Commodities	8.05	9.23	Underweight to Index. Exposure to Cements, Fertilisers, Ferrous & Non Ferrous Metal, Paper Forest & Jute Products	The Ramco Cements Ltd;Hindalco Industries Limited;JSW Steel Ltd.;West Coast Paper Mills Ltd;Sharda Cropchem Limited
Healthcare	7.80	5.43	Overweight to Index. Exposure to Select Stocks	Dishman Carbogen Amcis Ltd;Sun Pharmaceuticals Industries Ltd.;Sanofi India Ltd.;Pfizer Limited;Apollo Hospitals Enterprise Ltd.
Industrials	6.73	5.12	Overweight to Index. Exposure to Industrial Products, Construction, Electrical Equipments, Agricultural, Commercial & Construction Vehicles	Ashoka Buildcon Ltd;Siemens Ltd;Ashok Leyland Ltd.;Maharashtra Seamless Limited
Utilities	2.99	3.95	Neutral to Index. Exposure to Select Stocks	Power Grid Corporation of India Ltd.;NTPC Limited
Telecommunication	2.91	2.10	Neutral to Index. Exposure to Select Stocks	Bharti Airtel Limited;Tata Communications Ltd.
Services	0.90	1.27	Neutral to Index. Exposure to Select Stocks	Container Corporation of India Limited
Diversified	0.00	0.10	-	-

For product labeling please refer to the last page. Source: Bloomberg, Internal. Data as on April 30, 2022.

Portfolio Positioning: L&T India Large Cap Fund

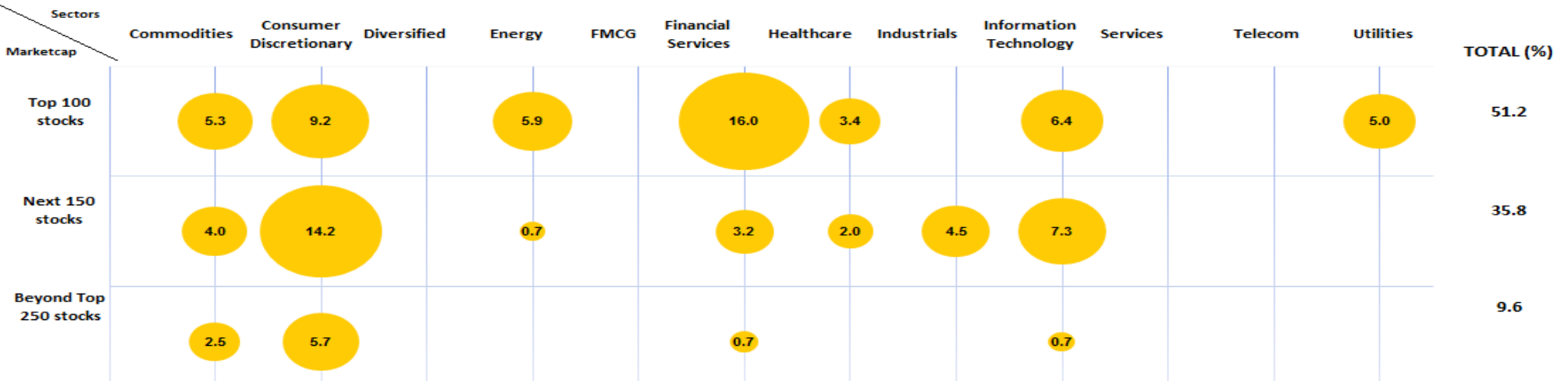
An open-ended equity scheme predominantly investing in large cap stocks



L&T India Large Cap Fund	Weight in Scheme (%)	Weight in benchmark (%)	Current Positioning	Select Stocks
Financial Services	33.66	31.56	Overweight to Index. Exposure to Finance, Banks, Insurance & Housing Finance	ICICI Bank Ltd.;HDFC Bank Ltd.;State Bank of India;Housing Development Finance Corporation Limited;SBI Life Insurance LimitedBajaj Finance Ltd.;Cholamandalam Investment and Finance Company Ltd.
Information Technology	14.89	13.77	Overweight to Index. Exposure to Select Stocks	Infosys Limited;Hcl Technologies Limited;Tech Mahindra Limited;Wipro Limited;Tata Consultancy Services Limited;L&T Technology Services Ltd.
Consumer Discretionary	9.78	10.58	Neutral to Index. Exposure to Auto, Automobile Components, Consumer Durables, Retailing, Entertainment, Realty, Leisure Services	Mahindra & Mahindra Ltd.;Titan Company Ltd.;Zee Entertainment Enterprises Limited;Avenue Supermarts Ltd.;JUBILANT FOODWORKS Ltd.;Godrej Properties Ltd.
Energy	9.12	14.16	Underweight to Index. Exposure to Select Stocks	Reliance Industries Limited
Commodities	8.17	7.97	Neutral to Index. Exposure to Cements, Chemicals, Ferrous & Non Ferrous Metals	UltraTech Cement Limited;SRF Limited;Tata Steel Ltd.;Hindalco Industries Limited
Healthcare	7.25	3.78	Overweight to Index. Exposure to Select Stocks	Sun Pharmaceuticals Industries Ltd.;Divi's Laboratories Ltd.;Apollo Hospitals Enterprise Ltd.
Industrials	6.27	2.92	Overweight to Index. Exposure to AEROSPACE & DEFENSE, Constructions, Electrical Equipment, Agricultural, Commercial & Construction Vehicles	Larsen & Toubro Ltd.;Bharat Electronics Limited;ABB Ltd.;Escorts Limited
Fast Moving Consumer Goods	5.77	7.71	Underweight to Index. Exposure to Select Stocks	ITC Limited;Godrej Consumer Products Limited;TATA Consumer Products Ltd.;Hindustan Unilever Limited
Telecommunication	3.39	2.18	Overweight to Index. Exposure to Select Stocks	Bharti Airtel Limited
Services	1.20	1.10	Neutral to Index. Exposure to Select Stocks	Container Corporation of India Limited
Diversified	0.00	0.00	-	-
Utilities	0.00	4.26	-	-

Portfolio Positioning: L&T Large and MidCap Fund

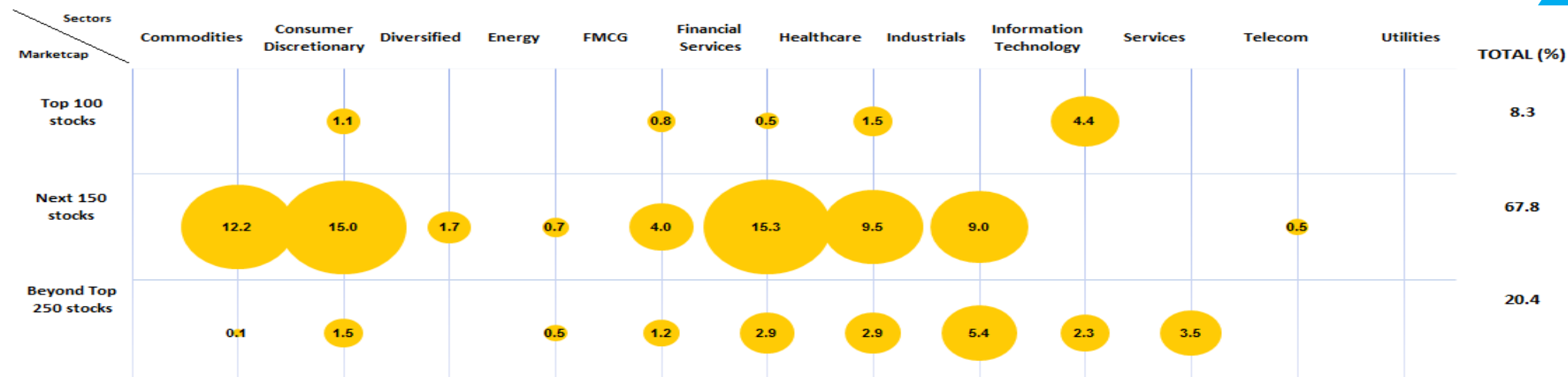
An open-ended equity scheme investing in both largecap and midcap stocks



L & T Large and MidCap Fund	Weight in Scheme (%)	Weight in benchmark (%)	Current Positioning	Select Stocks
Consumer Discretionary	29.04	17.33	Overweight to Index. Exposure to Auto, Auto Components, Consumer Durables, Entertainment, Leisure Services, Retailing, Realty, Textiles & Apparels	The Indian Hotels Company Ltd.;Titan Company Ltd.;ZF Commercial Vehicle Control Systems India Ltd.;Zee Entertainment Enterprises Limited;Sobha Limited;Avenue Supermarts Ltd.;Page Industries Limited
Financial Services	19.95	24.50	Underweight to Index. Exposure to Banks, Finance, Capital Markets & Housing Finance	ICICI Bank Ltd.;Bajaj Finance Ltd.;Housing Development Finance Corporation Limited;Computer Age Management Systems Ltd.
Information Technology	14.41	10.36	Overweight to Index. Exposure to Select Stocks	Persistent Systems Limited;Coforge Ltd.;MindTree Limited;Tata Elxsi Ltd.;L&T Technology Services Ltd.
Commodities	11.77	10.27	Overweight to Index. Exposure to Chemicals, Ferrous & Non Ferrous Metals, Paper, Forest & Jute Products	SRF Limited;JK Paper Ltd;Tata Steel Ltd.;Hindalco Industries LimitedClean Science and Technology Ltd
Energy	6.54	10.34	Underweight to Index. Exposure to Select Stocks	Reliance Industries Limited; Gujarat Gas Ltd.
Healthcare	5.42	7.03	Underweight to Index. Exposure to Select Stocks	Max Healthcare Institute Ltd.;Cipla Limited;Apollo Hospitals Enterprise Ltd.;Divi's Laboratories Ltd.
Utilities	4.95	3.88	Overweight to Index. Exposure to Select Stocks	Tata Power Company Limited;NTPC Limited
Industrials	4.48	7.79	Underweight to Index. Exposure to Select Stocks	Polycab India Limited;Crompton Greaves Ltd.;Honeywell Automation India Ltd.
Diversified	0.00	0.16	-	-
Fast Moving Consumer Goods	0.00	5.43	-	-
Services	0.00	1.06	-	-
Telecommunication	0.00	1.85	-	-

Portfolio Positioning: L&T Midcap Fund

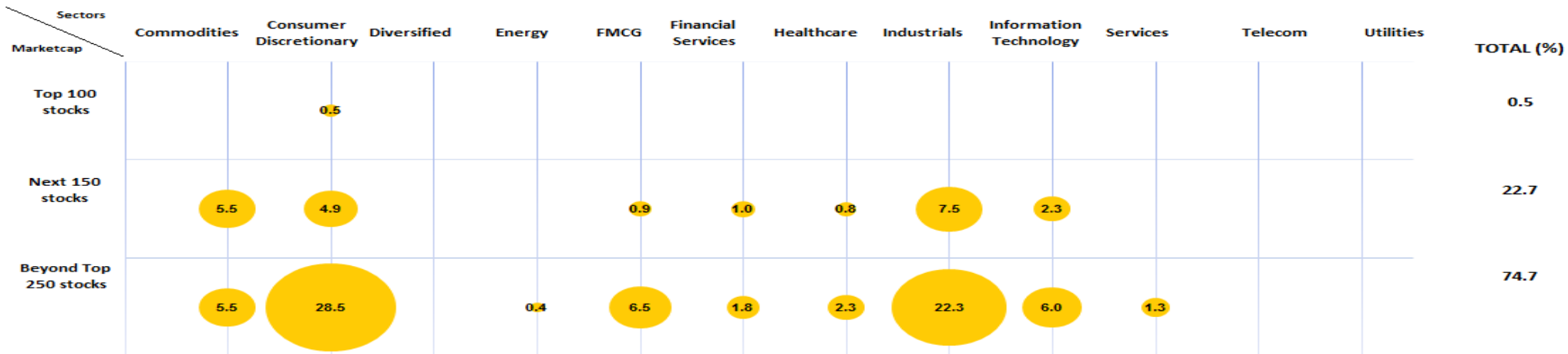
An open ended equity scheme predominantly investing in mid cap stocks



L&T MidCap Fund	Weight in Scheme (%)	Weight in benchmark (%)	Current Positioning	Select Stocks
Financial Services	18.67	18.70	Neutral to Index. Exposure to Finance, Banks, Capital Markets, Insurance	Canara Bank; Indian Bank; Multi Commodity Exchange of India Ltd.; CRISIL Ltd.; Cholamandalam Investment and Finance Company Ltd.; General Insurance Corporation of India
Consumer Discretionary	17.64	27.71	Underweight to Index. Exposure to Auto, Automobile Components, Consumer Durables, Retailing, Entertainment, Realty, Leisure Services, Textiles & Apparels	Bosch Ltd.; TVS Motor Company Limited; Voltas Limited; The Indian Hotels Company Ltd.; Zee Entertainment Enterprises Limited; Trent Ltd.; Oberoi Realty Limited; Page Industries Limited
Industrials	14.48	10.84	Overweight to Index. Exposure to Industrial Products, Construction, Electrical Equipments, Agricultural, Commercial & Construction Vehicles	Cummins India Ltd.; Thermax Ltd.; H.G. Infra Engineering Limited; Ashok Leyland Ltd.; Timken India Ltd.; Ratnamani Metals & Tubes Ltd.
Healthcare	13.84	9.10	Overweight to Index. Exposure to Select Stocks	Abbott INDIA Ltd.; IPCA Laboratories Limited; Apollo Hospitals Enterprise Ltd.
Commodities	12.28	12.97	Neutral to Index. Exposure to Cements, Chemicals, Ferrous Metals, Fertilizers	The Ramco Cements Ltd.; Jindal Steel & Power Ltd.; Bayer Cropscience Ltd.; Atul Ltd.
Information Technology	6.75	6.57	Neutral to Index. Exposure to Select Stocks	Mphasis Ltd.; Birlasoft Ltd.; Aflie India Limited
Fast Moving Consumer Goods	5.97	2.63	Overweight to Index. Exposure to Select Stocks	Emami Ltd.; Godfrey Phillips India Limited; United Spirits Limited
Services	3.53	1.06	Overweight to Index. Exposure to Select Stocks	Blue Dart Express Limited
Diversified	1.72	0.33	Overweight to Index. Exposure to Select Stocks	3M India Limited
Energy	1.17	3.37	Underweight to Index. Exposure to Oil, Gas, Petroleum Products	Castrol India Limited; Gujarat Gas Ltd; Oil India Limited
Telecommunication	0.45	1.22	Neutral to Index. Exposure to Select Stocks	Tata Communications Ltd.
Utilities	0.00	5.51	-	-

Portfolio Positioning: L&T Emerging Businesses Fund

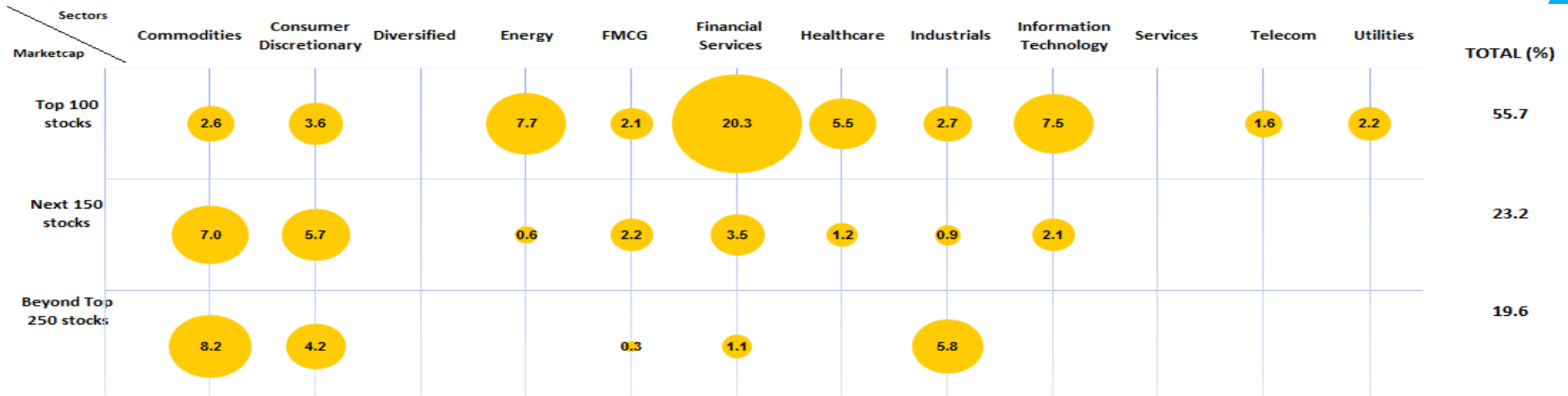
An open-ended equity scheme predominantly investing in small cap stocks



L&T Emerging Business Fund	Weight in Scheme (%)	Weight in benchmark (%)	Current Positioning	Select Stocks
Consumer Discretionary	33.95	22.00	Overweight to Index. Exposure to Auto Components, Consumer Durables, Leisure Services, Retailing, Realty, Textiles & Apparels	K.P.R. Mill Ltd.;Brigade Enterprises Ltd;Cera Sanitaryware Ltd.;Amber Enterprises India Ltd;Sunteck Realty Ltd.;Tube Investments of India Ltd;Welspun India Limited;V-Mart Retail Ltd.
Industrials	29.70	18.22	Overweight to Index. Exposure to Industrial Products, Construction, Electrical Equipments, Industrial Manufacturing, Agricultural, Commercial & Construction Vehicles	Grindwell Norton Ltd.;Carborundum Universal Ltd;Lakshmi Machine Works Limited;H.G.Infra Engineering Limited;V.S.T Tillers Tractors Ltd.;RHI Magnesita INDIA Ltd.; Apar Industries Ltd.
Commodities	10.99	12.12	Underweight to Index. Exposure to Cements, Chemicals, Fertilisers, Ferrous Metal, Paper Forest & Jute Products	Supreme Petrochem Ltd.;Jk Lakshmi Cement Ltd.;Sumitomo Chemical India Ltd.;Emami Paper Mills Ltd;Shyam Metalics and Energy Ltd
Information Technology	8.33	9.41	Underweight to Index. Exposure to Select Stocks	Sonata Software Ltd.; Birlasoft Ltd.; KPIT Technologies Ltd; Persistent Systems Limited
Fast Moving Consumer Goods	7.38	5.08	Overweight to Index. Exposure to Select Stocks	Balrampur Chini Mills Limited;EID Parry India Ltd.;Emami Ltd
Healthcare	3.07	7.24	Underweight to Index. Exposure to Select Stocks	Suven Pharmaceuticals Limited;IPCA Laboratories Limited;Krishna Institute of Medical Sciences Limited
Financial Services	2.80	14.15	Underweight to Index. Exposure to Select Stocks	City Union Bank Ltd.;Indian Bank;Can Fin Homes Ltd.
Services	1.30	5.71	Underweight to Index. Exposure to Select Stocks	Gujarat Pipavav Port Limited;VRL Logistics Ltd
Energy	0.39	1.21	Neutral to Index. Exposure to Select Stocks	Aegis Logistics Limited
Diversified	0.00	0.76	-	-
Telecommunication	0.00	2.64	-	-
Utilities	0.00	1.45	-	-

Portfolio Positioning: L&T India Value Fund

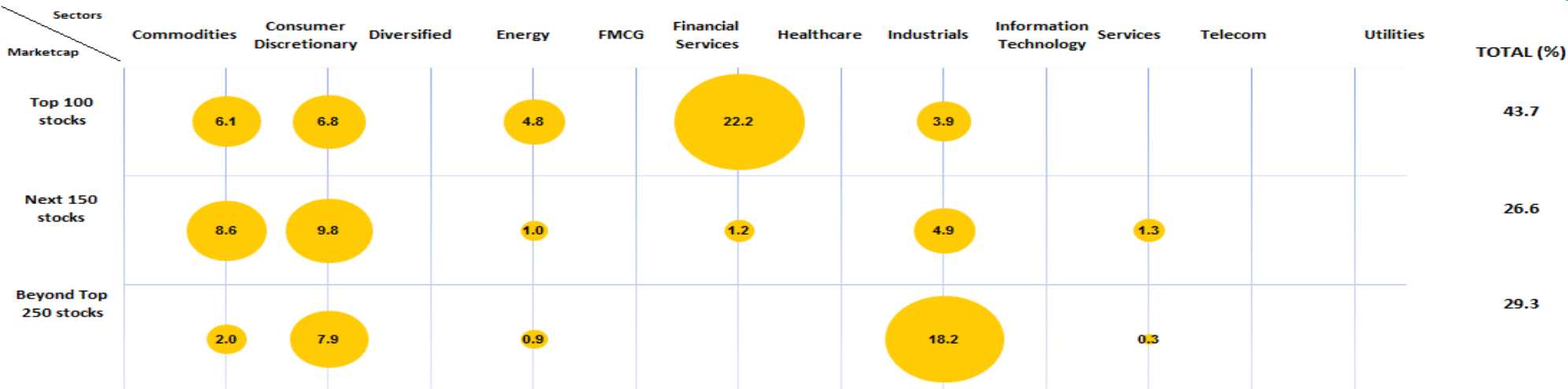
An open-ended equity scheme following a value investment strategy



L&T India Value Fund	Weight in Scheme (%)	Weight in benchmark (%)	Current Positioning	Select Stocks
Financial Services	24.81	28.36	Underweight to Index. Exposure to Banks, Finance & Housing Finance	ICICI Bank Ltd.;State Bank of India;Can Fin Homes Ltd.;Housing Development Finance Corporation Limited;Muthoot Finance Ltd
Commodities	17.83	9.23	Overweight to Index. Exposure to Cements, Chemicals, Fertilisers, Ferrous & Non Metal, Paper Forest & Jute Products	Birla Corporation Ltd.;Deepak Nitrite Ltd.;Jindal Stainless Ltd.;Hindalco Industries Limited;JK Paper LtdJindal Steel & Power Ltd.
Consumer Discretionary	13.48	12.96	Neutral to Index. Exposure to Auto, Automobile Components, Retailing, Entertainment, Realty, Leisure Services	K.P.R. Mill Ltd.;Mahindra & Mahindra Ltd.;Balkrishna Industries Ltd.;Zee Entertainment Enterprises Limited;The Indian Hotels Company Ltd.;Oberoi Realty Limited
Information Technology	9.64	12.78	Underweight to Index. Exposure to Select Stocks	Infosys Limited;HCL Technologies Limited;Persistent Systems Limited;Tech Mahindra Limited
Industrials	9.39	5.12	Overweight to Index. Exposure to Industrial Products, Construction, Electrical Equipments, Agricultural, Commercial & Construction Vehicles	Larsen & Toubro Ltd.;Kec International Ltd.;Ratnamani Metals & Tubes Ltd.;Escorts Limited;KNR Constructions Limited
Energy	8.35	11.61	Underweight to Index. Exposure to Oil, Gas, Petroleum Products	Reliance Industries Limited;GAIL (India) Ltd.;Oil & Natural Gas Corporation Ltd.
Healthcare	6.66	5.43	Overweight to Index. Exposure to Select Stocks	Sun Pharmaceuticals Industries Ltd.IPCA Laboratories LimitedDivi's Laboratories Ltd.
Fast Moving Consumer Goods	4.58	7.10	Underweight to Index. Exposure to Select Stocks	ITC Limited;Emami Ltd;Varun Beverages Limited;CCL Products (I) Ltd.
Utilities	2.21	3.95	Underweight to Index. Exposure to Select Stocks	Tata Power Company Limited;NTPC Limited
Telecommunication	1.56	2.10	Neutral to Index. Exposure to Select Stocks	Bharti Airtel Limited
Diversified	0.00	0.10	-	-
Services	0.00	1.27	-	-

Portfolio Positioning: L&T Business Cycles Fund

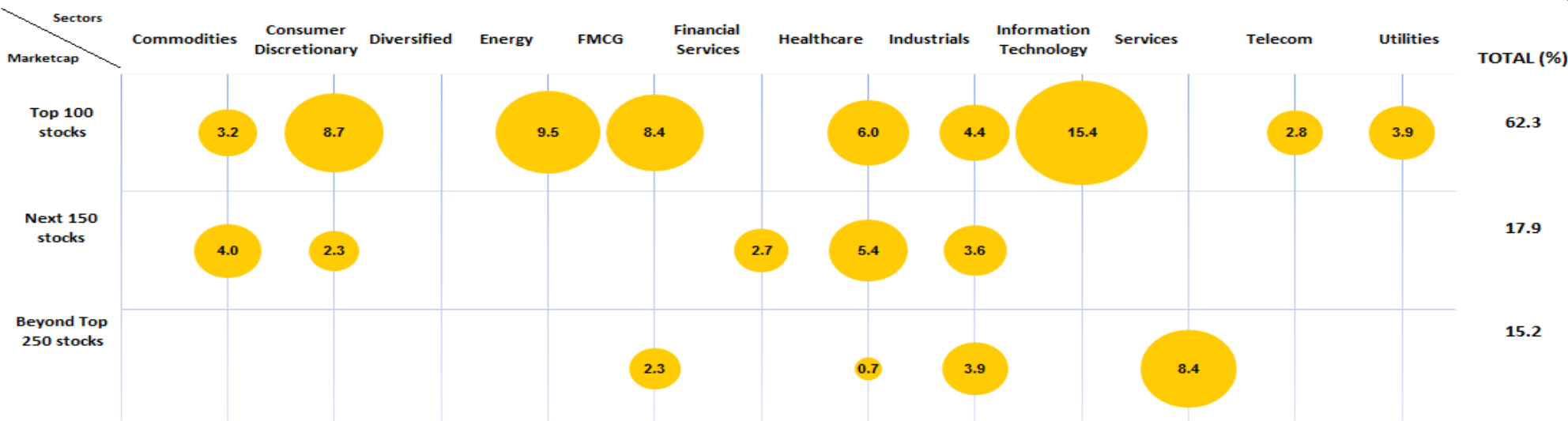
An open-ended equity scheme following business cycles based investing theme



L&T Business Cycles Fund	Weight in Scheme (%)	Weight in benchmark (%)	Current Positioning	Select Stocks
Industrials	26.93	5.12	Overweight to Index. Exposure to Industrial Products, Construction, Electrical Equipments	Timken India Ltd.;Ratnamani Metals & Tubes Ltd.;Larsen & Toubro Ltd.;KNR Constructions Limited;Carborundum Universal Ltd;Ahluwalia Contracts (India) Limited;ABB Ltd.
Consumer Discretionary	24.49	12.96	Overweight to Index. Exposure to Auto, Auto Components, Consumer Durables, Leisure Services, Retailing, Realty, Textiles & Apparels	Schaeffler India Ltd., Trent Ltd.; Godrej Properties Ltd.; Kajaria Ceramics Ltd.; EIH Ltd.; Century Plyboards (India) Ltd.; Mahindra & Mahindra Ltd.; Gokaldas Exports Limited
Financial Services	23.37	28.36	Underweight to Index. Exposure to Select Stocks	ICICI Bank Ltd.;HDFC Bank Ltd.;State Bank of India;Housing Development Finance Corporation Limited;Kotak Mahindra Bank Ltd.
Commodities	16.60	9.23	Overweight to Index. Exposure to Cements, Chemicals, Fertilisers, Ferrous & Non Ferrous Metal,	UltraTech Cement Limited;The Ramco Cements Ltd;Birla Corporation Ltd.;Jindal Steel & Power Ltd.;Deepak Nitrite Ltd.;Hindalco Industries Limited;Gujarat Fluorochemicals Ltd.;PI Industries Ltd
Energy	6.62	11.61	Underweight to Index. Exposure to Select Stocks	Reliance Industries Limited;Hindustan Petroleum Corporation Ltd.;Aegis Logistics Limited
Services	1.55	1.27	Neutral to Index. Exposure to Select Stocks	Container Corporation of India Limited;VRL Logistics Ltd
Diversified	0.00	0.10	-	-
Fast Moving Consumer Goods	0.00	7.10	-	-
Healthcare	0.00	5.43	-	-
Information Technology	0.00	12.78	-	-
Telecommunication	0.00	2.10	-	-
Utilities	0.00	3.95	-	-

Portfolio Positioning: L&T Focused Equity Fund


An open ended equity scheme investing in maximum 30 stocks in large, mid and small cap companies



L&T Focused Equity Fund	Weight in Scheme (%)	Weight in benchmark (%)	Current Positioning	Select Stocks
Information Technology	15.38	12.60	Overweight to Index. Exposure to Select Stocks	Infosys Limited;Tata Consultancy Services Limited;HCL Technologies Limited
Healthcare	12.10	5.39	Overweight to Index. Exposure to Select Stocks	Sun Pharmaceuticals Industries Ltd.;Dr. Reddy's Laboratories Ltd.;Biocon Limited;IPCA Laboratories Limited
Industrials	11.82	5.20	Overweight to Index. Exposure to Select Stocks	Larsen & Toubro Ltd.;Greaves Cotton Ltd;ABB Ltd.
Consumer Discretionary	10.92	12.96	Underweight to Index. Exposure to Auto, Auto Components, Entertainment, Retailing, Realty	Avenue Supermarts Ltd.;Maruti Suzuki India Limited;Bosch Ltd.;Godrej Properties Ltd.
Fast Moving Consumer Goods	10.69	7.19	Overweight to Index. Exposure to Select Stocks	Hindustan Unilever Limited;ITC Limited; Heritage Foods Ltd.
Energy	9.54	11.42	Underweight to Index. Exposure to Select Stocks	Reliance Industries Limited
Services	8.38	1.28	Overweight to Index. Exposure to Select Stocks	Blue Dart Express Limited;ECLERX Services Limited
Commodities	7.23	9.20	Underweight to Index. Exposure to Cements, Chemicals, Ferrous Metal	The Ramco Cements Ltd;Tata Steel Ltd.;Aarti Industries Ltd.
Utilities	3.93	3.58	Neutral to Index. Exposure to Select Stocks	Power Grid Corporation of India Ltd.
Telecommunication	2.80	2.05	Neutral to Index. Exposure to Select Stocks	Bharti Airtel Limited
Financial Services	2.65	29.02	Underweight to Index. Exposure to Select Stocks	Sundaram Finance Ltd.
Diversified	0.00	0.10	-	-

Portfolio Positioning: L&T Infrastructure Fund


An open-ended equity scheme investing in infrastructure sector



L&T Infrastructure Fund	Weight in Scheme (%)	Weight in benchmark (%)	Current Positioning	Select Stocks
Industrials	52.74	15.04	Overweight to Index. Exposure to AEROSPACE & DEFENSE, Constructions, Electrical Equipment, Agricultural, Commercial & Construction Vehicles, Industrial Products, Industrial Manufacturing	Larsen & Toubro Ltd.; Bharat Electronics Limited; BEML Ltd.; Thermax Ltd.; Kennametal India Limited; Grindwell Norton Ltd.; RHI Magnesita INDIA Ltd.
Commodities	18.70	13.71	Overweight to Index. Exposure to Cements, Ferrous & Non Ferrous Metals, Paper, Forest & Jute Products	The Ramco Cements Ltd.; Century Textiles & Industries Limited; Tata Steel Ltd.; Hindalco Industries Limited; UltraTech Cement Limited; Grasim Industries Limited
Energy	9.49	32.86	Underweight to Index. Exposure to Oil, Gas, Petroleum Products	Reliance Industries Limited; Oil & Natural Gas Corporation Ltd.; GAIL (India) Ltd.
Consumer Discretionary	7.20	5.79	Overweight to Index. Exposure to Realty, Consumer Durables	Brigade Enterprises Ltd.; Voltas Limited; Godrej Properties Ltd.; Dixon Technologies (India) Limited
Services	4.08	6.01	Underweight to Index. Exposure to Select Stocks	VRL Logistics Ltd.; Gujarat Pipavav Port Limited
Utilities	3.64	11.94	Underweight to Index. Exposure to Select Stocks	Tata Power Company Limited; NTPC Limited
Telecommunication	3.59	11.84	Underweight to Index. Exposure to Select Stocks	Bharti Airtel Limited
Healthcare	0.00	2.81	-	-
Diversified	0.00	0.00	-	-
Fast Moving Consumer Goods	0.00	0.00	-	-
Financial Services	0.00	0.00	-	-
Information Technology	0.00	0.00	-	-

Portfolio Positioning: L&T Tax Advantage Fund

An open ended equity linked saving scheme with a statutory lock in of 3 years and tax benefit



L&T Tax Advantage Fund	Weight in Scheme (%)	Weight in benchmark (%)	Current Positioning	Select Stocks
Financial Services	24.89	28.36	Underweight to Index. Exposure to Banks, Finance, Capital Markets & Housing Finance	State Bank of India; ICICI Bank Ltd.; Bajaj Finance Ltd.; Computer Age Management Systems Ltd.; Housing Development Finance Corporation Limited; HDFC Bank Ltd.
Consumer Discretionary	24.58	12.96	Overweight to Index. Exposure to Auto, Automobile Components, Consumer Durables, Retailing, Entertainment, Realty, Leisure Services, Textiles & Apparels	Titan Company Ltd.; Minda Industries Ltd.; Tata Motors Ltd.; The Indian Hotels Company Ltd.; Zee Entertainment Enterprises Limited; DLF Limited; K.P.R. Mill Ltd.; Avenue Supermarts Ltd.
Information Technology	16.55	12.78	Overweight to Index. Exposure to Select Stocks	Infosys Limited; Persistent Systems Limited; Tata Elxsi Ltd.
Commodities	10.84	9.23	Overweight to Index. Exposure to Cements, Chemicals, Ferrous & Non Ferrous Metals, Paper, Forest & Jute Products	SRF Limited; Tata Steel Ltd.; Hindalco Industries Limited; JK Paper Ltd; Birla Corporation Ltd.; Clean Science and Technology Ltd
Energy	10.21	11.61	Underweight to Index. Exposure to Select Stocks	Reliance Industries Limited; Gujarat Gas Ltd.
Healthcare	5.02	5.43	Neutral to Index. Exposure to Select Stocks	Max Healthcare Institute Ltd.; Cipla Limited; Apollo Hospitals Enterprise Ltd.
Utilities	3.92	3.95	Neutral to Index. Exposure to Select Stocks	Tata Power Company Limited; NTPC Limited
Industrials	2.40	5.12	Underweight to Index. Exposure to Select Stocks	Polycab India Limited; Honeywell Automation India Ltd.; Crompton Greaves Ltd.
Fast Moving Consumer Goods	0.01	7.10	Underweight to Index. Exposure to Select Stocks	Varun Beverages Limited
Diversified	0.00	0.10	-	-
Services	0.00	1.27	-	-
Telecommunication	0.00	2.10	-	-

Product label and Riskometers

This product is suitable for investors who are seeking*

***L&T Flexi Cap Fund** - An open-ended dynamic equity scheme investing across largecap, midcap and smallcap stocks: • Long term capital growth • Investment predominantly in equity and equity-related securities

***L&T Large and Midcap Fund** - An open-ended equity scheme investing in both largecap and midcap stocks: • Long term capital growth • Investment predominantly in equity and equity-related securities, with minimum allocation of atleast 35% each to large cap and midcap companies

***L&T India Large Cap Fund** - An open-ended equity scheme predominantly investing in large cap stocks: • Long term capital appreciation • Investment in equity and equity related securities, including equity derivatives in the Indian markets and foreign securities; with predominant investments in large cap stocks

***L&T India Value Fund** - An open-ended equity scheme following a value investment strategy: • Long term capital appreciation • Investment predominantly in equity and equity-related securities in Indian markets and foreign securities, with higher focus on undervalued securities

***L&T Tax Advantage Fund** - An open ended equity linked saving scheme with a statutory lock in of 3 years and tax benefit: • Long term capital growth • Investment predominantly in equity and equity-related securities

***L&T Focused Equity Fund** - An open ended equity scheme investing in maximum 30 stocks in large, mid and smallcap companies: • Long term capital appreciation • Investment in a concentrated portfolio of equity and equity related instruments of maximum 30 stocks.

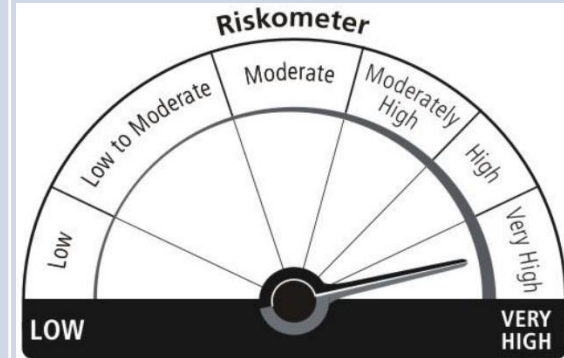
***L&T Business Cycles Fund** - An open-ended equity scheme following business cycles based investing theme: • Long term capital appreciation • Investment predominantly in equity and equity-related securities, including equity derivatives in Indian markets with focus on riding business cycles through dynamic allocation between various sectors and stocks at different stages of business cycles in the economy.

***L&T Infrastructure Fund** - An open-ended equity scheme investing in infrastructure sector: • Long term capital appreciation • Investment predominantly in equity and equity-related instruments of companies in the infrastructure sector

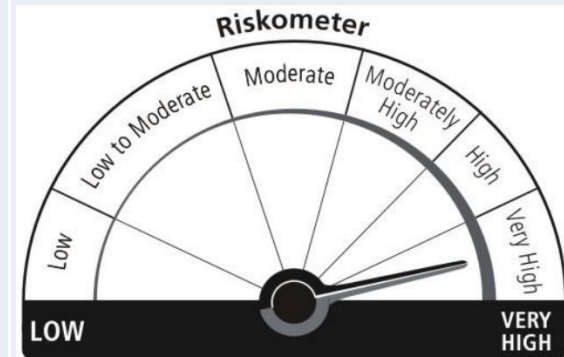
***L&T Midcap Fund** - An open ended equity scheme predominantly investing in mid cap stocks: • Long term capital appreciation • Investment primarily in midcap equity and equity-related securities

***L&T Emerging Businesses Fund** - An open-ended equity scheme predominantly investing in small cap stocks: • Long term capital appreciation • Investment predominantly in equity and equity-related securities, including equity derivatives in Indian markets with key theme focus being emerging companies (small cap stocks); and foreign securities

*Investors should consult their financial advisers if in doubt about whether the product is suitable for them.



Investors understand that their principal will be at very high risk



Investors understand that their principal will be at very high risk

Disclaimers

The risk level for risk-o-meter is evaluated based on the scheme portfolio as on last day of the given month.

Please refer the Scheme related documents of each scheme, for other details like investment objective, asset allocation, risk factors etc. pertaining to individual schemes.

This document is for general information only and does not have regard to specific investment objectives, financial situation and the particular needs of any specific person who may receive this information. The data/information used/disclosed in this document is only for information purposes and not guaranteeing / indicating any returns. Investments in mutual funds and secondary markets inherently involve risks and recipient should consult their legal, tax and financial advisors before investing. Recipient of this presentation should understand that statements made herein regarding future prospects may not be realized. Recipient of this document should understand that any reference to the securities/ sectors/ schemes / indices in the document is only for illustration purpose. |

The value of investments and any income from them can go down as well as up. The securities indicated in the presentation may or may not form a part of the portfolio of the Scheme as on the date of presentation. The distribution of this document in certain jurisdictions may be restricted or totally prohibited and accordingly, persons who come into possession of this presentation are required to inform themselves about, and to observe, any such restrictions. The portfolio information indicated is the current portfolio and may be changed at the discretion of the fund manager. The inclusion of any security in the portfolio should not be construed as a recommendation to buy such securities.

Sectors shown in bubble graph and the comparison are based on AMFI Macro Economic Sector.

The data and the information presented in this presentation is as on April 30, 2022

CL09442

Mutual Fund investments are subject to market risks, read all scheme related documents carefully.