

Portfolio Scanner – February 2022

Portfolio Data as on February 28, 2022



Investment Approach & Portfolio Details

Scheme Name	Stock Picking Approach	Benchmark Index	Top 10 Holdings (%)	Count of Stocks	Debt / Cash (%)
L&T Flexi Cap Fund	No bias, go-anywhere strategy	S&P BSE 500 TRI	34.51	71	4.06
L&T India Large Cap Fund	Bottom-up with focus on largecap stocks	S&P BSE 100 TRI	55.69	51	1.11
L&T Large and Midcap Fund	Invest in a mix of large and midcap stocks.	NIFTY Large midcap 250 TRI	39.95	52	1.96
L&T Mid cap Fund	Bottom-up with focus on midcap stocks	S&P BSE Midcap 150 TRI	30.92	69	4.77
L&T Emerging Businesses Fund	Focus on investing in emerging businesses	S&P BSE 250 Smallcap TRI	32.16	78	1.98
L&T India Value Fund	Bottom-up with a value bias	S&P BSE 500 TRI	41.45	61	1.47
L&T Business Cycles Fund	Cyclical / Defensive stocks based on the business cycle	S&P BSE 500 TRI	46.32	55	0.44
L&T Focused Equity Fund	Invest in 30 high conviction stocks by taking a concentrated position.	Nifty 500 TRI	51.08	26	11.20
L&T Infrastructure Fund	Stocks related to, or benefiting from growth in Infrastructure sector	Nifty Infrastructure TRI	43.90	49	1.52
L&T Tax Advantage Fund	Focus on companies with strong balance sheet.	S&P BSE 500 TRI	48.89	60	2.76

The above data is as on February 28, 2022. Source: Bloomberg, Internal.

In terms of SEBI circular no. SEBI/HO/IMD/IMD-II DF3/P/CIR/2021/652 dated October 27, 2021 and AMFI letter no. 35P/MEM-COR/70/2021-22 dated November 25,

2021, the benchmark index of few schemes has undergone change. Refer the notices uploaded on the AMC website for detailed information.

Portfolio Positioning: L&T Flexi Cap Fund (erstwhile known as L&T Equity Fund*)

An open-ended dynamic equity scheme investing across largecap, midcap and smallcap stocks

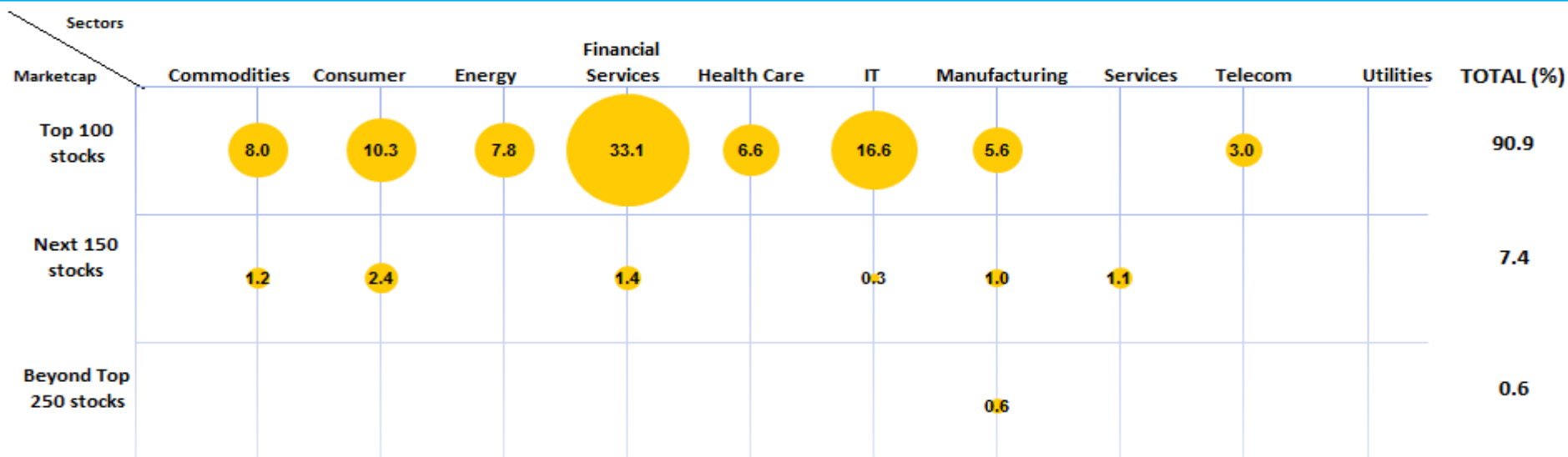
Marketcap \ Sectors	Sectors										TOTAL (%)
	Commodities	Consumer	Energy	Financial Services	Health Care	IT	Manufacturing	Services	Telecom	Utilities	
Top 100 stocks	4.3	10.2	6.1	19.0	3.3	12.2	2.1		1.7	2.7	61.6
Next 150 stocks	1.8	4.4	4.6	4.1	2.2		3.0	0.9	0.8		21.7
Beyond Top 250 stocks	2.8	1.2		0.6	2.4		5.2	0.4			12.6

L&T Flexicap Fund	Weight in Scheme (%)	Weight in benchmark (%)	Current Positioning	Select Stocks
FINANCIAL SERVICES	23.72	29.60	Underweight to Index. Exposure to Select Stocks	ICICI Bank Ltd.; HDFC Bank Ltd.; Kotak Mahindra Bank Ltd.; HDFC Ltd; Muthoot Finance Ltd.; SBI.
CONSUMER	15.81	18.03	Underweight to Index. Exposure to Consumer Non Durables; Retailing; Auto	Avenue Supermarts Ltd.; Tata Motors Ltd.; Emami Ltd.; HUL Ltd.; ITC Ltd.; Maruti Suzuki India Ltd.;
IT	12.24	14.03	Underweight to Index. Exposure to Select Stocks	TCS Ltd.; Infosys Ltd.; HCL Technologies Ltd.
ENERGY	10.68	10.03	Neutral to Index. Exposure to Select Stocks	RIL; HPCL
MANUFACTURING	10.28	6.75	Overweight to Index. Exposure to Construction; Industrial Products	L&T Ltd.; Finolex Cables Ltd.; Supreme Industries Ltd.; Schaeffler India Ltd.
COMMODITIES	8.85	9.44	Neutral to Index. Exposure to Cement; Ferrous Metals; Paper	JSW Steel Ltd.; The Ramco Cements Ltd.; Tata Steel Ltd.; Ultratech Cement Limited.
HEALTHCARE	7.86	5.39	Overweight to Index. Exposure to Select Stocks	Dishman Carbogen Amcis Ltd.; Sanofi India Ltd.; Pfizer Ltd.; Dr. Reddy's Labs Ltd.
UTILITIES	2.71	3.32	Neutral to Index. Exposure to Select Stocks	Power Grid Corporation of India.;NTPC Ltd.
TELECOMMUNICATIONS	2.57	2.03	Neutral to Index. Exposure to Select Stocks	Bharti Airtel Ltd.; Tata Communications Ltd.
SERVICES	1.22	1.38	Neutral to Index. Exposure to Select Stocks	Container Corporation of India Ltd.; Aegis Logistics Ltd

* With effect from February 9, 2021, due to change in the fundamental attributes like asset allocation, investment pattern, categorization etc. L&T Equity Fund shall be re-named as L&T Flexicap Fund and shall be categorized as Flexicap Fund. For details of the change please refer Notice dated Jan 5, 2021.

Portfolio Positioning: L&T India Large Cap Fund

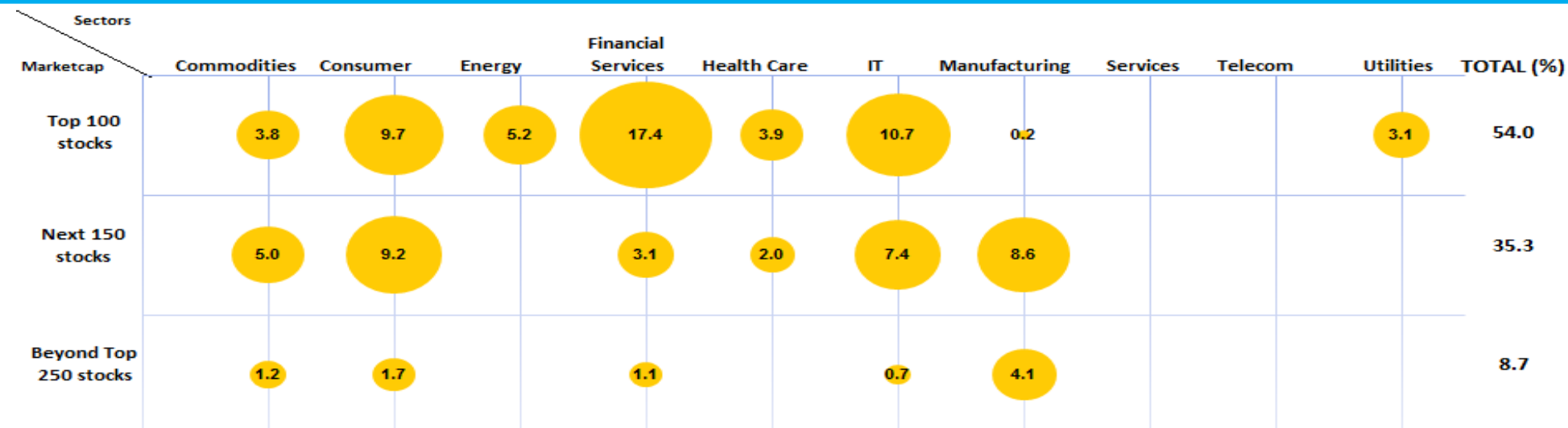
An open-ended equity scheme predominantly investing in large cap stocks



L&T India Large Cap Fund	Weight in Scheme (%)	Weight in Benchmark (%)	Current Positioning	Select Stocks
FINANCIAL SERVICES	34.45	33.00	Overweight to Index. Exposure to Select Stocks	ICICI Bank Ltd.; HDFC Bank Ltd.; SBI Ltd.; HDFC Ltd.; Bajaj Finance Ltd.; Axis Bank Limited.
IT	16.86	15.15	Overweight to Index. Exposure to Select Stocks	Infosys Ltd.; TCS Ltd.; HCL Technologies Ltd.
CONSUMER	12.63	17.97	Underweight to Index. Exposure to Consumer Non Durables; Retailing; Auto	ITC Ltd.; HUL Ltd.; Asian Paints Ltd; Tata Consumer Products Ltd.; Avenue Supermarts Ltd.; Trent Ltd.; Mahindra & Mahindra Ltd.; Escorts Ltd.
COMMODITIES	9.19	8.05	Overweight to Index. Exposure to Cement; Ferrous Metals; Chemicals	Ultratech Cement Ltd.; Shree Cements Ltd.; Dalmia Bharat Ltd.; Tata Steel Ltd.; The Ramco Cements Ltd.
ENERGY	7.83	12.11	Underweight to Index. Exposure to Select Stocks.	RIL.
MANUFACTURING	7.20	3.38	Overweight to Index. Exposure to Construction; Auto Ancillaries	L&T Ltd.; Godrej Properties Ltd.
HEALTHCARE	6.64	3.75	Overweight to Index. Exposure to Select Stocks.	Sun Pharma Ltd; Divi's Laboratories Ltd.
TELECOMMUNICATIONS	2.96	2.11	Neutral to Index. Exposure to Select Stocks	Bharti Airtel Ltd.
SERVICES	1.13	1.00	Neutral to Index. Exposure to Select Stocks	Container Corporation of India Ltd.
UTILITIES	0	3.49	-	-

Portfolio Positioning: L&T Large and MidCap Fund

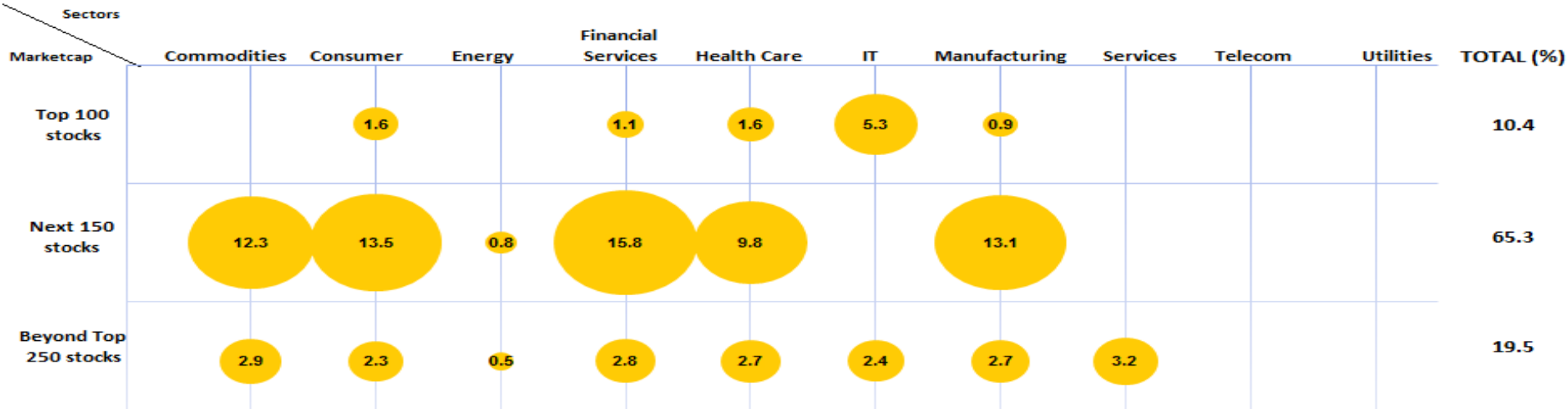
An open-ended equity scheme investing in both largecap and midcap stocks



L&T Large and MidCap Fund	Weight in Scheme (%)	Weight in Benchmark (%)	Current Positioning	Select Stocks
CONSUMER	20.65	18.68	Overweight to Index. Exposure to Consumer Non Durables; Consumer Durables; Retailing	Asian Paints Ltd.; Titan Company Ltd.; Voltas Ltd. Tata Motors Ltd.
FINANCIAL SERVICES	21.61	25.20	Underweight to Index. Exposure to Select Stocks	HDFC Bank Ltd.; ICICI Bank Ltd.; SBI Ltd; Bajaj Finance Ltd; Kotak Mahindra Bank Ltd.
IT	18.75	11.80	Overweight to Index. Exposure to Software	Infosys Ltd.; Mphasis Ltd.; Coforge Ltd.; Wipro Ltd
MANUFACTURING	12.86	11.05	Overweight to Index. Exposure to Construction Project; Industrial Products; Auto Ancillaries; Industrial Capital Goods	Polycab India Ltd.; Sobha Ltd.; Honeywell Automation India Ltd.; Minda Industries Ltd.; Sona BLW Precision Forgings Ltd.
COMMODITIES	9.98	10.75	Neutral to Index. Exposure to Chemicals; Cement	SRF Ltd.; Clean Science and Technology Ltd.; Ultratech Cement Ltd.; Birla Corporation Ltd.
HEALTHCARE	5.88	6.86	Neutral to Index. Exposure to Select Stocks	Cipla Ltd.; Divi's Laboratories Ltd.
ENERGY	5.20	8.73	Underweight to Index. Exposure to Select Stocks	RIL
UTILITIES	3.11	3.54	Neutral to Index. Exposure to Select Stocks	Tata Power Company Ltd.
SERVICES	0	1.64	-	-
TELECOMMUNICATIONS	0	1.75	-	-

Portfolio Positioning: L&T Midcap Fund

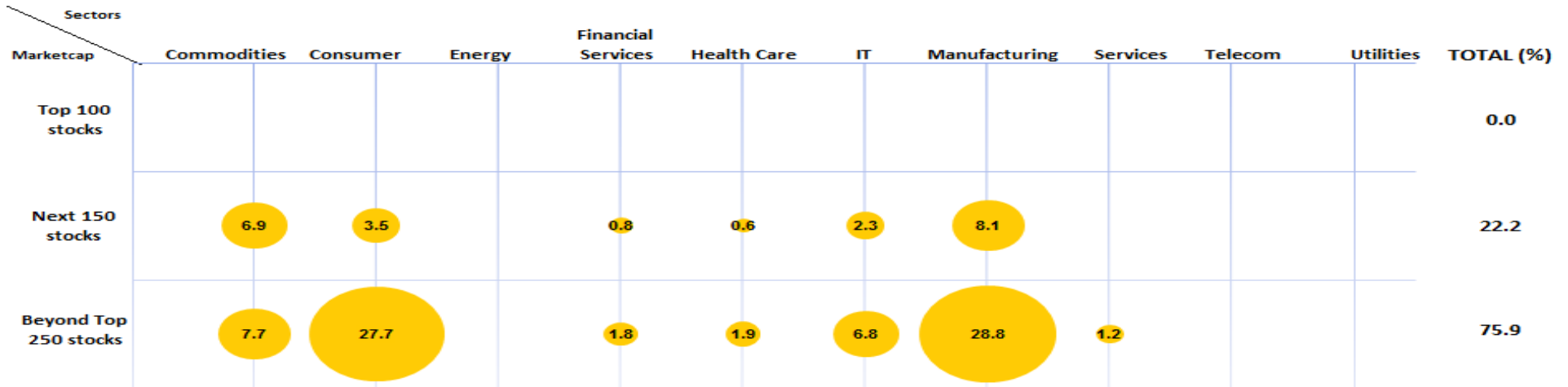
An open ended equity scheme predominantly investing in mid cap stocks



L&T Midcap Fund	Weight in Scheme (%)	Weight in benchmark (%)	Current Positioning	Select Stocks
FINANCIAL SERVICES	19.63	19.20	Neutral to Index. Exposure to Select Stocks	Sundaram Finance Ltd.; Cholamandalam Invnt. & Fin. Co. Ltd.; CRISIL Ltd.; Manappuram Finance Ltd; Indian Bank.; Canara Bank.
CONSUMER	17.38	21.47	Underweight to Index. Exposure to Consumer Non Durables; Consumer Durables; Textile Products; Retailing	Emami Ltd.; 3M India Ltd.; Berger Paints (I) Ltd.; Voltas Ltd.; Johnson Controls – Hitachi Aci Ltd.; Godfrey Phillips India Ltd.; Page Industries Ltd.
MANUFACTURING	16.69	17.84	Neutral to Index. Exposure to Construction; Industrial Products; Auto Ancillaries; Industrial Capital Goods	Cummins India Ltd.; Supreme Industries Ltd; Godrej Properties Ltd.; Oberoi Realty Ltd.; AIA Engineering Ltd.; Bosch Limited.; Sundaram Fasteners Ltd.; Thermax Ltd.
COMMODITIES	15.23	13.61	Overweight to Index. Exposure to Cement; Pesticides; Chemicals; Ferrous Metals	Bayer Cropscience Ltd.; The Ramco Cements Ltd.; Atul Ltd.; Aarti Industries Ltd.; Ratnamani Metals & Tubes Ltd.; Jindal Steel & Power Ltd
HEALTHCARE	14.12	8.92	Overweight to Index. Exposure to Select Stocks	IPCA Lab. Ltd.; Abbott India Ltd.; Suven Pharmaceuticals Ltd.; Pfizer Ltd.
IT	7.68	6.62	Overweight to Index. Exposure to Select Stocks	Mphasis Ltd.; Affle India Ltd.; Birlasoft Ltd.
SERVICES	3.24	2.38	Neutral to Index. Exposure to Select Stocks	Blue Dart Express Ltd.;Aegis Logistics Ltd.
ENERGY	1.26	3.77	Underweight to Index. Exposure to Select Stocks	Castrol India Ltd.;Gujarat Gas Ltd.
UTILITIES	0.00	4.80	-	-
TELECOMMUNICATIONS	0.00	1.39	-	-

Portfolio Positioning: L&T Emerging Businesses Fund

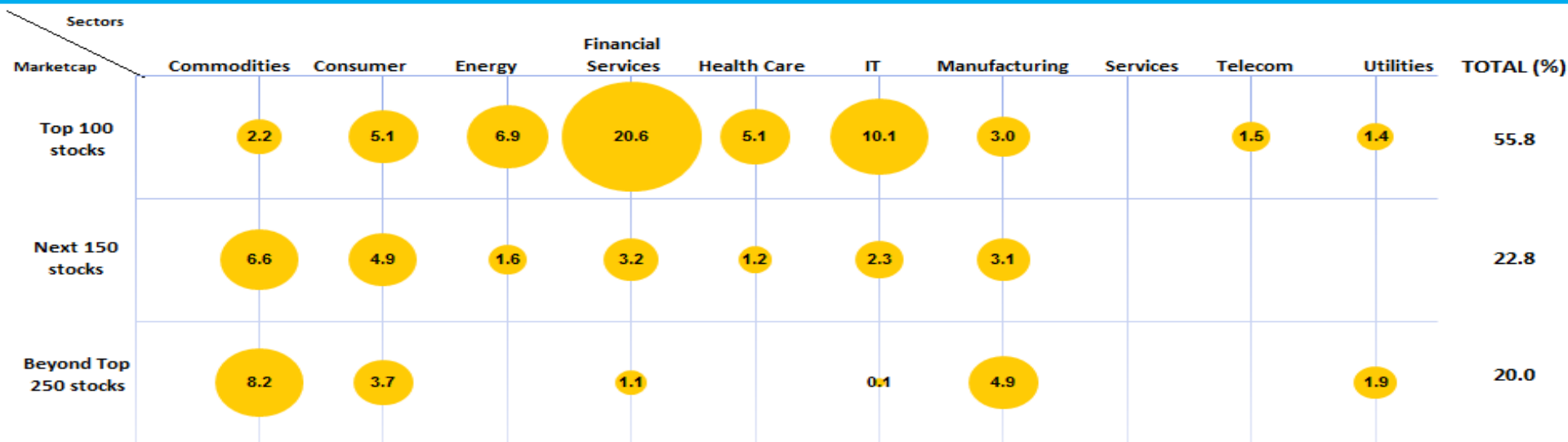
An open-ended equity scheme predominantly investing in small cap stocks



L&T Emerging Business Fund	Weight in Scheme (%)	Weight in benchmark (%)	Current Positioning	Select Stocks
MANUFACTURING	36.92	20.63	Overweight to Index. Exposure to Industrial Products; Auto Ancillaries; Industrial Capital Goods; Construction	Grindwell Norton Ltd.; Finolex Industries Ltd; Polycab India Ltd.; Techno Electric & Engg Co. Ltd.; Supreme Industries Ltd.; Brigade Ent Ltd.; Sunteck Realty Ltd.;
CONSUMER	31.18	23.59	Overweight to Index. Exposure to Consumer Non Durables; Retailing; Textile Products; Consumer Durables	Balrampur Chini Mills Ltd.; Cera Sanitaryware Ltd.; V Mart Retail Ltd; Emami Ltd.; Trent Ltd.; K.P.R. Mill Ltd.; Amber Enterprises India Ltd.; Welspun India Ltd.;
COMMODITIES	14.61	13.19	Overweight to Index. Exposure to Cement; Ferrous Metals; Chemicals; Pesticides	Deepak Nitrite Ltd.; Navin Fluorine International Ltd.; The Ramco Cements Ltd.; Ratnamani Metals & Tubes Ltd.
IT	9.03	10.88	Underweight to Index. Exposure to Select Stocks	BIRLASOFT Ltd.; Persistent Systems Ltd.; Sonata Software Ltd.; Happiest Minds Technologies Ltd.
FINANCIAL SERVICES	2.62	13.13	Underweight to Index. Exposure to Select Stocks	City Union Bank Ltd; Can Fin Homes Ltd.; Indian Bank
HEALTHCARE	2.48	7.43	Underweight to Index. Exposure to Select Stocks	Suven Pharmaceuticals Ltd.; IPCA Labs Ltd; Krishna Institute of Medical Sciences Ltd.
SERVICES	1.18	5.81	Underweight to Index. Exposure to Select Stocks	Gujarat Pipavav Port Ltd.; Aegis Logistics Ltd.
ENERGY	0	0.76	-	-
TELECOMMUNICATIONS	0	2.00	-	-
UTILITIES	0	2.57	-	-

Portfolio Positioning: L&T India Value Fund

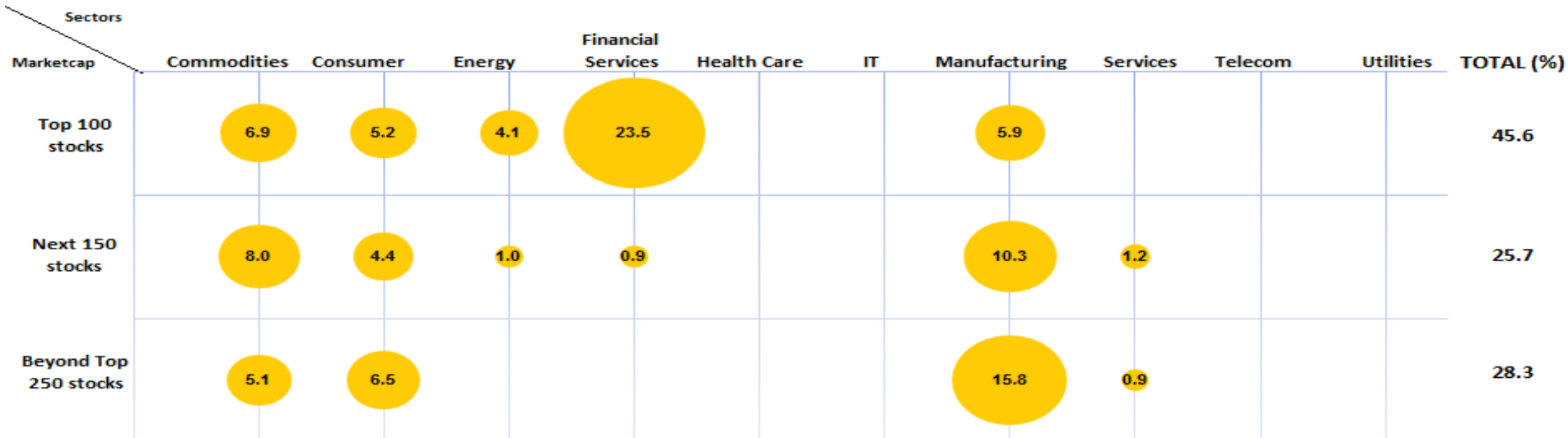
An open-ended equity scheme following a value investment strategy



L&T India Value Fund	Weight in Scheme (%)	Weight in benchmark (%)	Current Positioning	Select Stocks
FINANCIAL SERVICES	24.83	29.60	Underweight to Index. Exposure to Select Stocks	ICICI Bank Ltd.; HDFC Bank Ltd.; HDFC Ltd.; SBI; The Federal Bank Ltd.
COMMODITIES	16.96	9.44	Overweight to Index. Exposure to Fertilisers; Cement; Ferrous Metals; Chemicals	Coromandel International Ltd.; The Ramco Cements Ltd.; Deepak Nitrite Ltd.; Ambuja Cements Ltd; Navin Fluorine Intl Ltd.
CONSUMER	13.72	18.03	Underweight to Index. Exposure to Consumer Non Durables; Retailing; Textile Products; Auto	Emami Ltd.; ITC Ltd.; Tata Motors Ltd.; Mahindra and Mahindra Ltd.; Maruti Suzuki India Ltd.; Escorts Ltd.
IT	12.59	14.03	Underweight to Index. Exposure to Select Stocks.	Infosys Ltd.; HCL Tech. Ltd.; Persistent Systems Ltd.
MANUFACTURING	10.91	6.75	Overweight to Index. Exposure to Construction Project; Auto Ancillaries; Construction; Industrial Products; Industrial Capital Goods	Larsen & Toubro Ltd.; KNR Constructions Ltd.; Oberoi Realty Ltd.; PNC Infratech Ltd.; Brigade Ent Ltd.; Balkrishna Industries Ltd.;
ENERGY	8.44	10.03	Underweight to Index. Exposure to Petroleum Products; Oil; Gas	Reliance Industries Ltd.; HPCL.; GAIL India Ltd.; ONGC Ltd.
HEALTHCARE	6.30	5.39	Neutral to Index. Exposure to Select Stocks.	Sun Pharma Ltd.; IPCA Lab; Divi's Laboratories Ltd.
UTILITIES	3.29	3.32	Neutral to Index. Exposure to Select Stocks.	KEC International Ltd.; Tata Power Company Ltd.
TELECOMMUNICATIONS	1.49	2.03	Neutral to Index. Exposure to Select Stocks.	Bharti Airtel Ltd.
SERVICES	0	1.38	-	-

Portfolio Positioning: L&T Business Cycles Fund

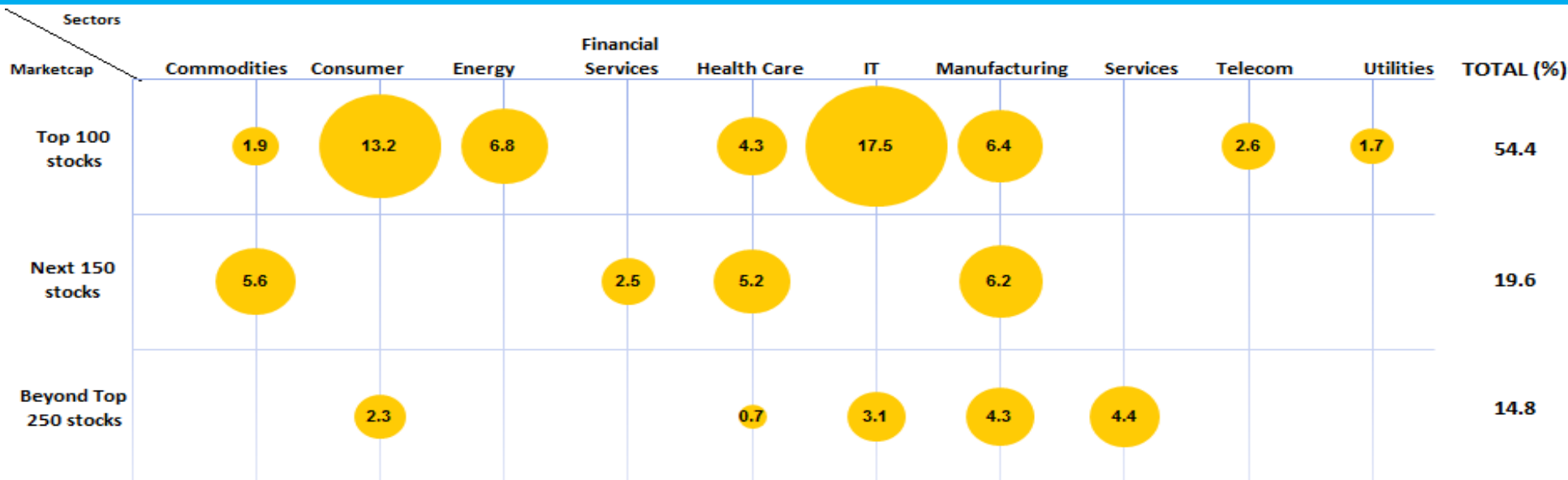
An open-ended equity scheme following business cycles based investing theme



L&T Business Cycles Fund	Weight in Scheme (%)	Weight in benchmark (%)	Current Positioning	Select Stocks
MANUFACTURING	32.00	6.75	Overweight to Index. Exposure to Industrial Products; Construction Project; Construction	Timken India Ltd.; Carborundum Universal Ltd.; Larsen & Toubro Ltd.; Godrej Properties Ltd.; KNR Constructions Ltd.; Sundram Fasteners Ltd.; Ahluwalia Contracts (India) Ltd.;
FINANCIAL SERVICES	24.42	29.60	Underweight to Index. Exposure to Select Stocks.	ICICI Bank Ltd.; HDFC Bank Ltd. SBI; HDFC Ltd.; Kotak Mahindra Bank Ltd.
COMMODITIES	19.93	9.44	Overweight to Index. Exposure to Ferrous Metals; Cement; Chemicals; Fertilisers	Deepak Nitrite Ltd.; Ratnamani Metals & Tubes Ltd.; Ultratech Cement Limited; The Ramco Cements Ltd; Birla Corporation Ltd.; Shree Cements Ltd
CONSUMER	16.01	18.03	Underweight to Index. Exposure to Retailing; Consumer Durables; Auto; Retailing	Kajaria Ceramics Ltd.; Titan Company Ltd.; Whirlpool Of India Ltd.; Trent Ltd.; Blue Star Ltd.
ENERGY	5.08	10.03	Underweight to Index. Exposure to Select Stocks.	Reliance Industries Ltd.; HPCL
SERVICES	2.12	1.38	Neutral to Index. Exposure to Select Stocks	Container Corporation Of India Ltd.; Aegis Logistics Ltd.
HEALTHCARE	0	5.39	-	-
IT	0	14.03	-	-
TELECOMMUNICATIONS	0	2.03	-	-
UTILITIES	0	3.32	-	-

Portfolio Positioning: L&T Focused Equity Fund

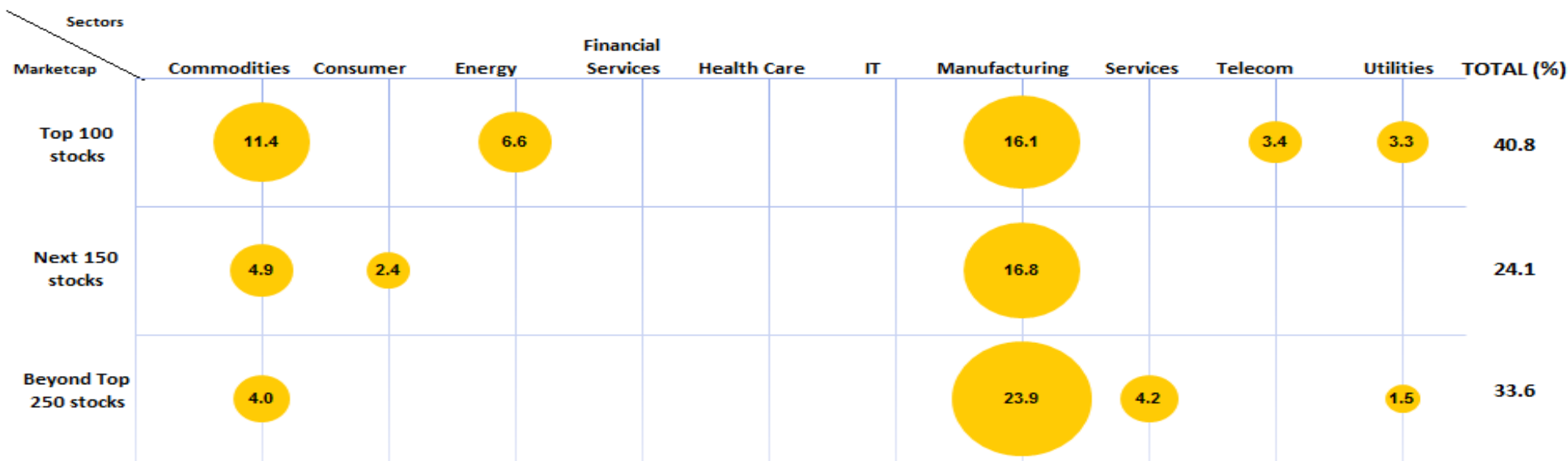
An open ended equity scheme investing in maximum 30 stocks in large, mid and small cap companies



L&T Focused Equity Fund	Weight in Scheme (%)	Weight in benchmark (%)	Current Positioning	Select Stocks
IT	20.62	13.92	Overweight to Index. Exposure to Select Stocks.	TCS Ltd.; Infosys Ltd.; HCL Technologies Limited.
MANUFACTURING	16.92	6.88	Overweight to Index. Exposure to Select Stocks.	Larsen & Toubro Ltd.; Greaves Cotton Ltd.; Godrej Properties Ltd.
CONSUMER	15.51	18.06	Underweight to Index. Exposure to Consumer Non Durables; Retailing; Auto	Avenue Supermarts Ltd.; Heritage Foods Ltd.; Hindustan Unilever Ltd.;
HEALTHCARE	10.28	5.34	Overweight to Index. Exposure to Select Stocks	Dr. Reddy's Labs Ltd.; IPCA Laboratories Ltd.
COMMODITIES	7.48	9.46	Underweight to Index. Exposure to Chemicals; Cement; Ferrous Metals.	Aarti Industries Ltd.; The Ramco Cements Ltd.; Tata Steel Ltd.
ENERGY	6.75	9.88	Underweight to Index. Exposure to Select Stocks	RIL
SERVICES	4.40	1.35	Overweight to Index. Exposure to Select Stocks.	Blue Dart Express Ltd.
TELECOMMUNICATIONS	2.64	1.99	Neutral to Index. Exposure to Select Stocks.	Bharti Airtel Ltd.
FINANCIAL SERVICES	2.54	30.01	Underweight to Index. Exposure to Select Stocks.	Sundaram Finance Ltd.
UTILITIES	1.66	3.12	Underweight to Index. Exposure to Select Stocks	Power Grid Corporation of India Ltd.

Portfolio Positioning: L&T Infrastructure Fund

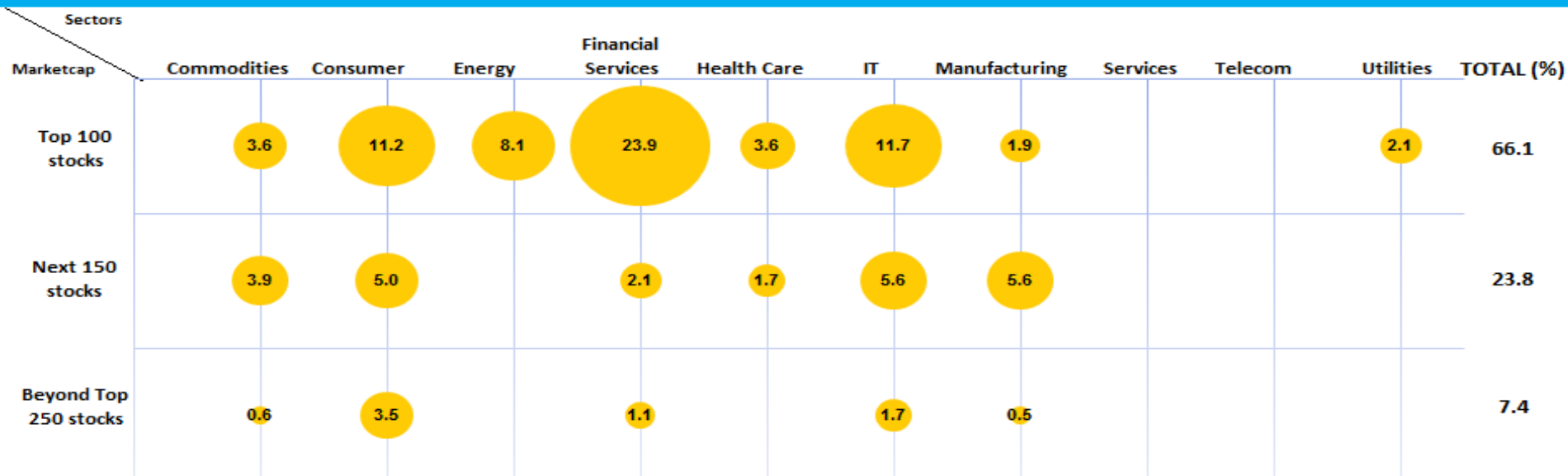
An open-ended equity scheme investing in infrastructure sector



L&T Infrastructure Fund	Weight in Scheme (%)	Weight in benchmark (%)	Current Positioning	Select Stocks
MANUFACTURING	56.87	20.06	Overweight to Index. Construction Project; Industrial Products; Industrial Capital Goods; Construction	Larsen & Toubro Ltd.; ABB India Ltd; Honeywell Automation India Ltd.; Polycab India Ltd.; Grindwell Norton Ltd.; Finolex Cables Ltd.; AIA Engineering Ltd; Thermax Ltd.
COMMODITIES	20.23	14.27	Overweight to Index. Exposure to Cement; Ferrous Metals; Paper	The Ramco Cements Ltd.; UltraTech Cement Ltd.; Grasim Industries Ltd.; Tata Steel Ltd; Shree Cements Ltd.; ACC Ltd.
ENERGY	6.62	32.85	Underweight to Index. Exposure to Select Stocks	RIL.; GAIL India Ltd
UTILITIES	4.78	11.24	Underweight to Index, Exposure to Select Stocks	Tata Power Company Ltd.; KEC International Ltd.
SERVICES	4.15	5.63	Underweight to Index. Exposure to Select Stocks	VRL Logistics Ltd.; Gujarat Pipavav Port Ltd.; Aegis Logistics Ltd.
TELECOMMUNICATIONS	3.41	11.69	Underweight to Index. Exposure to Select Stocks	Bharti Airtel Ltd.
CONSUMER	2.42	1.11	Overweight to Index. Exposure to Select Stocks.	Voltas Ltd.; Dixon Technologies (India) Ltd.
HEALTHCARE	0	3.15	-	-
FINANCIAL SERVICES	0	0.00	-	-
IT	0	0.00	-	-

Portfolio Positioning: L&T Tax Advantage Fund

An open ended equity linked saving scheme with a statutory lock in of 3 years and tax benefit



L&T Tax Advantage Fund	Weight in Scheme (%)	Weight in benchmark (%)	Current Positioning	Select Stocks
FINANCIAL SERVICES	27.14	29.60	Underweight to Index. Exposure to Select Stocks	ICICI Bank Ltd.; SBI; HDFC Bank Ltd.; HDFC Ltd.; Bajaj Finance Ltd.; Axis Bank Ltd.
CONSUMER	19.68	18.03	Overweight to Index. Exposure to Retailing; Consumer Non Durables; Textile Products	Asian Paints Ltd.; Varun Beverages Ltd.; Avenue Supermarts Ltd.
IT	18.86	14.03	Overweight to Index. Exposure to Select Stocks.	Infosys Ltd.; Wipro Ltd.; TCS Ltd.; Coforge Ltd.
ENERGY	8.10	10.03	Underweight to Index. Exposure to Select Stocks.	RIL
MANUFACTURING	8.03	6.75	Overweight to Index. Exposure to Construction Project; Auto Ancillaries; Industrial Capital Goods; Industrial Products; Construction	Sona BLW Precision Forgings Ltd.; Minda Industries Ltd.; Polycab India Ltd.
COMMODITIES	8.02	9.44	Underweight to Index. Exposure to Cement; Paper; Ferrous Metals	Ultratech Cement Ltd.; Dalmia Bharat Ltd.; Birla Corporation Ltd.
HEALTHCARE	5.32	5.39	Neutral to Index. Exposure to Select Stocks.	Divi's Laboratories Ltd.; Cipla Ltd.
UTILITIES	2.09	3.32	Underweight to Index. Exposure to Select Stocks	Tata Power Company Ltd.
TELECOMMUNICATIONS	0	2.03	-	-
SERVICES	0	1.38	-	-

Product label and Riskometers

This product is suitable for investors who are seeking*

***L&T Flexi Cap Fund** - An open-ended dynamic equity scheme investing across largecap, midcap and smallcap stocks: • Long term capital growth • Investment predominantly in equity and equity-related securities

***L&T Large and Midcap Fund** - An open-ended equity scheme investing in both largecap and midcap stocks: • Long term capital growth • Investment predominantly in equity and equity-related securities, with minimum allocation of atleast 35% each to large cap and midcap companies

***L&T India Large Cap Fund** - An open-ended equity scheme predominantly investing in large cap stocks: • Long term capital appreciation • Investment in equity and equity related securities, including equity derivatives in the Indian markets and foreign securities; with predominant investments in large cap stocks

***L&T India Value Fund** - An open-ended equity scheme following a value investment strategy: • Long term capital appreciation • Investment predominantly in equity and equity-related securities in Indian markets and foreign securities, with higher focus on undervalued securities

***L&T Tax Advantage Fund** - An open ended equity linked saving scheme with a statutory lock in of 3 years and tax benefit: • Long term capital growth • Investment predominantly in equity and equity-related securities

***L&T Focused Equity Fund** - An open ended equity scheme investing in maximum 30 stocks in large, mid and smallcap companies: • Long term capital appreciation • Investment in a concentrated portfolio of equity and equity related instruments of maximum 30 stocks.

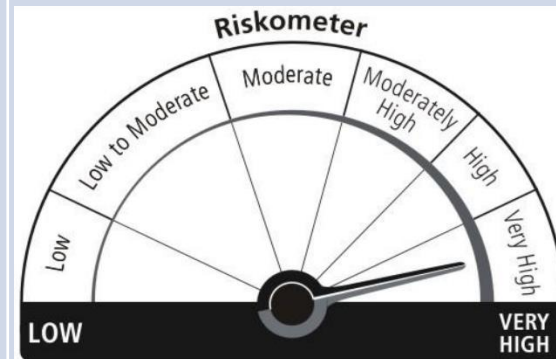
***L&T Business Cycles Fund** - An open-ended equity scheme following business cycles based investing theme: • Long term capital appreciation • Investment predominantly in equity and equity-related securities, including equity derivatives in Indian markets with focus on riding business cycles through dynamic allocation between various sectors and stocks at different stages of business cycles in the economy.

***L&T Infrastructure Fund** - An open-ended equity scheme investing in infrastructure sector: • Long term capital appreciation • Investment predominantly in equity and equity-related instruments of companies in the infrastructure sector

***L&T Midcap Fund** - An open ended equity scheme predominantly investing in mid cap stocks: • Long term capital appreciation • Investment primarily in midcap equity and equity-related securities

***L&T Emerging Businesses Fund** - An open-ended equity scheme predominantly investing in small cap stocks: • Long term capital appreciation • Investment predominantly in equity and equity-related securities, including equity derivatives in Indian markets with key theme focus being emerging companies (small cap stocks); and foreign securities

*Investors should consult their financial advisers if in doubt about whether the product is suitable for them.



Investors understand that their principal will be at very high risk



Investors understand that their principal will be at very high risk

Disclaimers

The risk level for risk-o-meter is evaluated based on the scheme portfolio as on last day of the given month.

Please refer the Scheme related documents of each scheme, for other details like investment objective, asset allocation, risk factors etc. pertaining to individual schemes.

This document is for general information only and does not have regard to specific investment objectives, financial situation and the particular needs of any specific person who may receive this information. The data/information used/disclosed in this document is only for information purposes and not guaranteeing / indicating any returns. Investments in mutual funds and secondary markets inherently involve risks and recipient should consult their legal, tax and financial advisors before investing. Recipient of this presentation should understand that statements made herein regarding future prospects may not be realized. Recipient of this document should understand that any reference to the securities/ sectors/ schemes / indices in the document is only for illustration purpose. |

The value of investments and any income from them can go down as well as up. The securities indicated in the presentation may or may not form a part of the portfolio of the Scheme as on the date of presentation. The distribution of this document in certain jurisdictions may be restricted or totally prohibited and accordingly, persons who come into possession of this presentation are required to inform themselves about, and to observe, any such restrictions. The portfolio information indicated is the current portfolio and may be changed at the discretion of the fund manager. The inclusion of any security in the portfolio should not be construed as a recommendation to buy such securities.

Sectors shown in bubble graph and the comparison are based on AMFI Macro Economic Sector.

The data and the information presented in this presentation is as on February 28, 2022

CL09224

Mutual Fund investments are subject to market risks, read all scheme related documents carefully.