

Portfolio Scanner – August 2021

Portfolio Data as on August 31, 2021




Investment Approach & Portfolio Details

Scheme Name	Stock Picking Approach	Benchmark Index	Top 10 Holdings (%)	Count of Stocks	Debt / Cash (%)
L&T Flexi Cap Fund	No bias, go-anywhere strategy	S&P BSE 500 TRI	44.87	51	2.25
L&T India Large Cap Fund	Bottom-up with focus on largecap stocks	S&P BSE 100 TRI	51.08	49	0.53
L&T Large and Midcap Fund	Invest in a mix of large and midcap stocks.	Nifty LargeMidcap 250 TRI	37.21	54	2.15
L&T Mid cap Fund	Bottom-up with focus on midcap stocks	Nifty Midcap 100 TRI	35.18	55	1.34
L&T Emerging Businesses Fund	Focus on investing in emerging businesses	S&P BSE Smallcap TRI	29.15	81	0.44
L&T India Value Fund	Bottom-up with a value bias	S&P BSE 200 TRI	44.65	53	1.11
L&T Business Cycles Fund	Cyclical / Defensive stocks based on the business cycle	S&P BSE 200 TRI	46.13	49	0.55
L&T Focused Equity Fund	Invest in 30 high conviction stocks by taking a concentrated position.	Nifty500 TRI	48.51	29	5.19
L&T Infrastructure Fund	Stocks related to, or benefiting from growth in Infrastructure sector	Nifty Infrastructure TRI	48.56	43	0.58
L&T Tax Advantage Fund	Focus on companies with strong balance sheet.	S&P BSE 200 TRI	42.30	61	1.90

Portfolio Positioning: L&T Flexi Cap Fund (erstwhile known as L&T Equity Fund*)

An open-ended dynamic equity scheme investing across largecap, midcap and smallcap stocks

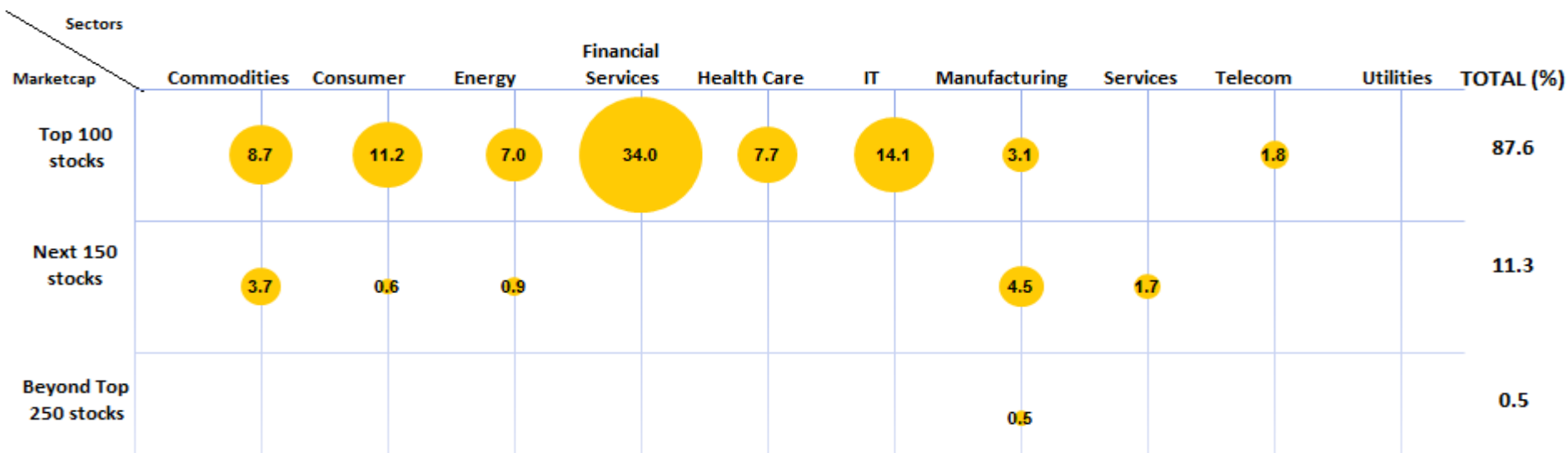


L&T Flexicap Fund	Weight in Scheme (%)	Weight in benchmark (%)	Current Positioning	Select Stocks
FINANCIAL SERVICES	26.96	30.63	Underweight to Index. Exposure to Select Stocks	ICICI Bank Ltd.; HDFC Bank Ltd.; Kotak Mahindra Bank Ltd.; HDFC Ltd; Muthoot Finance Ltd.;
IT	15.98	14.07	Overweight to Index. Exposure to Select Stocks	TCS Ltd.; Infosys Ltd.;HCL Technologies Ltd.
CONSUMER	14.15	18.00	Underweight to Index. Exposure to Consumer Non Durables; Retailing; Auto	Avenue Supermarts Ltd.; Tata Motors Ltd.; HUL Ltd.; Emami Ltd.; Colgate Palmolive (India) Ltd.; ITC Ltd.; Maruti Suzuki India Ltd.
MANUFACTURING	10.33	6.38	Overweight to Index. Exposure to Construction; Industrial Products	L&T Ltd.; Supreme Industries Ltd.; Finolex Cables Ltd.;AIA Engineering Ltd.;
HEALTHCARE	9.36	5.93	Overweight to Index. Exposure to Select Stocks	Dishman Carbogen Amcis Ltd.; Pfizer Ltd.; Dr. Reddy's Labs Ltd.. ;Sanofi India Ltd.;
COMMODITIES	9.13	9.79	Neutral to Index. Exposure to Cement; Ferrous Metals; Paper	JSW Steel Ltd.; The Ramco Cements Ltd.; Tata Steel Ltd.; Ultratech Cement Limited.
ENERGY	7.74	9.32	Underweight to Index. Exposure to Select Stocks	RIL; HPCL
TELECOMMUNICATIONS	2.44	1.97	Neutral to Index. Exposure to Select Stocks	Bharti Airtel Ltd.
SERVICES	1.66	1.45	Neutral to Index. Exposure to Select Stocks	Container Corporation of India Ltd.; Aegis Logistics Ltd
UTILITIES	0	2.46	-	-

* With effect from February 9, 2021, due to change in the fundamental attributes like asset allocation, investment pattern, categorization etc. L&T Equity Fund shall be re-named as L&T Flexicap Fund and shall be categorized as Flexicap Fund. For details of the change please refer Notice dated Jan 5, 2021.

Portfolio Positioning: L&T India Large Cap Fund

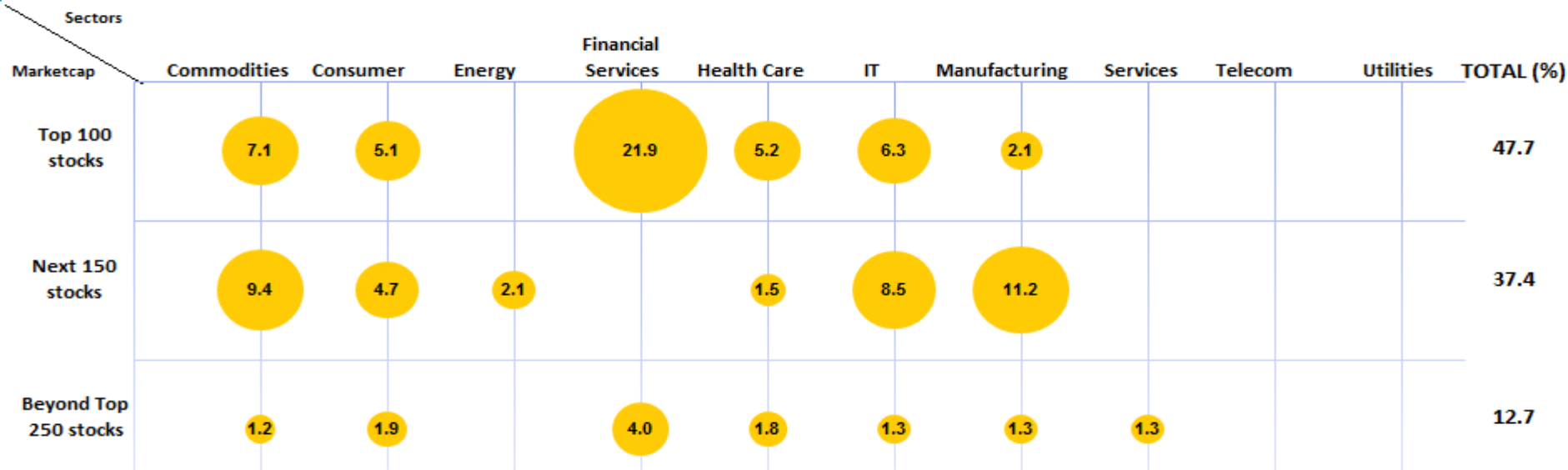
An open-ended equity scheme predominantly investing in large cap stocks



L&T India Large Cap Fund	Weight in Scheme (%)	Weight in Benchmark (%)	Current Positioning	Select Stocks
FINANCIAL SERVICES	34.01	34.43	Neutral to Index. Exposure to Select Stocks	ICICI Bank Ltd.; HDFC Bank Ltd.; SBI Ltd.; HDFC Ltd.; SBI Cards and Payment Services Ltd.; Axis Bank Limited.
IT	14.07	15.41	Underweight to Index. Exposure to Select Stocks	Infosys Ltd.; HCL Technologies Ltd.; TCS Ltd.;
COMMODITIES	12.43	8.06	Overweight to Index. Exposure to Cement; Ferrous Metals; Chemicals	Ultratech Cement Ltd.; The Ramco Cements Ltd; Shree Cements Ltd.; Tata Steel Ltd.; Atul Ltd.;
CONSUMER	11.78	18.28	Underweight to Index. Exposure to Consumer Non Durables; Retailing; Auto	ITC Ltd; HUL Ltd.; Asian Paints Ltd; Tata Consumer Products Ltd.; Avenue Supermarts Ltd.; Trent Ltd.; Mahindra & Mahindra Ltd.; Maruti Suzuki India Ltd.
MANUFACTURING	8.12	3.53	Overweight to Index. Exposure to Construction; Auto Ancillaries	L&T Ltd.; Godrej Properties Ltd.
ENERGY	7.84	10.71	Underweight to Index. Exposure to Select Stocks.	RIL; BPCL.
HEALTHCARE	7.67	4.43	Overweight to Index. Exposure to Select Stocks.	Sun Pharma Ltd; Divi's Laboratories Ltd.; Dr. Reddy's Laboratories Ltd.
TELECOMMUNICATIONS	1.83	2.10	Neutral to Index. Exposure to Select Stocks	Bharti Airtel Ltd.
SERVICES	1.72	1.07	Neutral to Index. Exposure to Select Stocks	Container Corporation of India Ltd.
UTILITIES	0	1.98	-	-

Portfolio Positioning: L&T Large and MidCap Fund

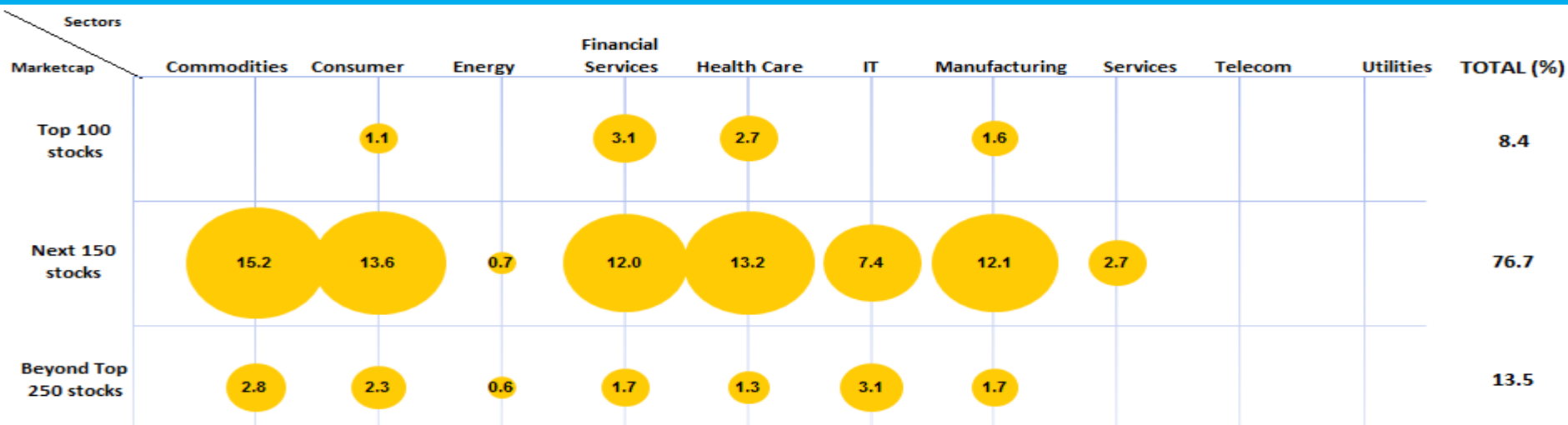
An open-ended equity scheme investing in both largecap and midcap stocks



L&T Large and MidCap Fund	Weight in Scheme (%)	Weight in Benchmark (%)	Current Positioning	Select Stocks
FINANCIAL SERVICES	25.90	27.60	Underweight to Index. Exposure to Select Stocks	HDFC Bank Ltd.; ICICI Bank Ltd.; SBI Ltd; HDFC Ltd; Bajaj Finance Ltd; Axis Bank Ltd.
COMMODITIES	17.63	11.62	Overweight to Index. Exposure to Chemicals; Cement	Atul Ltd.; SRF Ltd.; Clean Science and Technology Ltd
IT	16.16	11.31	Overweight to Index. Exposure to Software	Infosys Ltd.;TCS Ltd.; MphasiS Ltd.; Coforge Ltd.
MANUFACTURING	14.57	10.16	Overweight to Index. Exposure to Construction Project; Industrial Products; Auto Ancillaries; Industrial Capital Goods	Polycab India Ltd.;Schaeffler India Ltd.; Honeywell Automation India Ltd.; ABB India Ltd.; Sona BLW Precision Forgings Ltd.
CONSUMER	11.68	18.00	Neutral to Index. Exposure to Consumer Non Durables; Consumer Durables; Retailing	Varun Beverages Ltd.;Godrej Consumer Products Ltd Akzo Nobel India Ltd;Indigo Paints Ltd.
HEALTHCARE	8.47	7.48	Overweight to Index. Exposure to Select Stocks	Gland Pharma Ltd.;J.B Chemicals & Pharmaceuticals Ltd.;Sun Pharmaceuticals Ltd.
ENERGY	2.13	7.84	Underweight to Index. Exposure to Select Stocks	Indraprastha Gas Ltd; Gujarat Gas Ltd.
SERVICES	1.31	1.44	Neutral to Index. Exposure to Select Stocks	VRL Logistics Limited
UTILITIES	0	2.85	-	-
TELECOMMUNICATIONS	0	1.70	-	-

Portfolio Positioning: L&T Midcap Fund

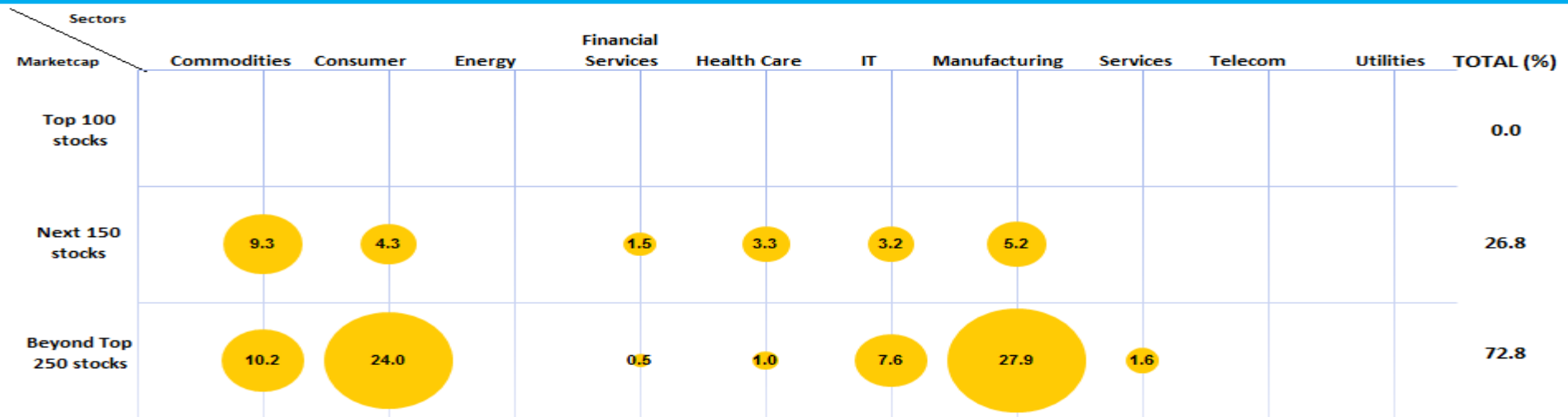
An open ended equity scheme predominantly investing in mid cap stocks



L&T Midcap Fund	Weight in Scheme (%)	Weight in benchmark (%)	Current Positioning	Select Stocks
COMMODITIES	17.96	15.88	Overweight to Index. Exposure to Cement; Pesticides; Chemicals; Ferrous Metals	Bayer Cropscience Ltd.; The Ramco Cements Ltd.; Atul Ltd.; Aarti Industries Ltd.; Ratnamani Metals & Tubes Ltd.; Jindal Steel & Power Ltd
CONSUMER	17.06	19.70	Underweight to Index. Exposure to Consumer Non Durables; Consumer Durables; Textile Products; Retailing	Emami Ltd.; 3M India Ltd.; Berger Paints (I) Ltd.; Voltas Ltd.; Johnson Controls – Hitachi Aci Ltd.; Godfrey Phillips India Ltd.; Page Industries Ltd.
FINANCIAL SERVICES	16.74	21.48	Underweight to Index. Exposure to Select Stocks	Sundaram Finance Ltd.; Cholamandalam Invt. & Fin. Co. Ltd.; CRISIL Ltd.; Manappuram Finance Ltd; City Union Bank Limited.
MANUFACTURING	15.42	13.12	Overweight to Index. Exposure to Construction; Industrial Products; Auto Ancillaries; Industrial Capital Goods	Supreme Industries Ltd; Cummins India Ltd.; Godrej Properties Ltd.; Oberoi Realty Ltd.; AIA Engineering Ltd.; Bosch Limited.; Sundaram Fasteners Ltd.;Amara Raja Batteries Ltd.; Thermax Ltd.
HEALTHCARE	17.11	9.84	Overweight to Index. Exposure to Select Stocks	IPCA Lab. Ltd.; Abbott India Ltd.; Suven Pharmaceuticals Ltd.; Pfizer Ltd.
IT	10.49	6.78	Overweight to Index. Exposure to Select Stocks	Mphasis Ltd.; Birlasoft Ltd.; Affle India Ltd.
SERVICES	2.65	2.64	Neutral to Index. Exposure to Select Stocks	Blue Dart Express Ltd.
ENERGY	1.23	6.51	Underweight to Index. Exposure to Select Stocks	Mahanagar Gas Ltd.; Castrol India Ltd.;
UTILITIES	0.00	3.67	-	-
TELECOMMUNICATIONS	0.00	0.39	-	-

Portfolio Positioning: L&T Emerging Businesses Fund

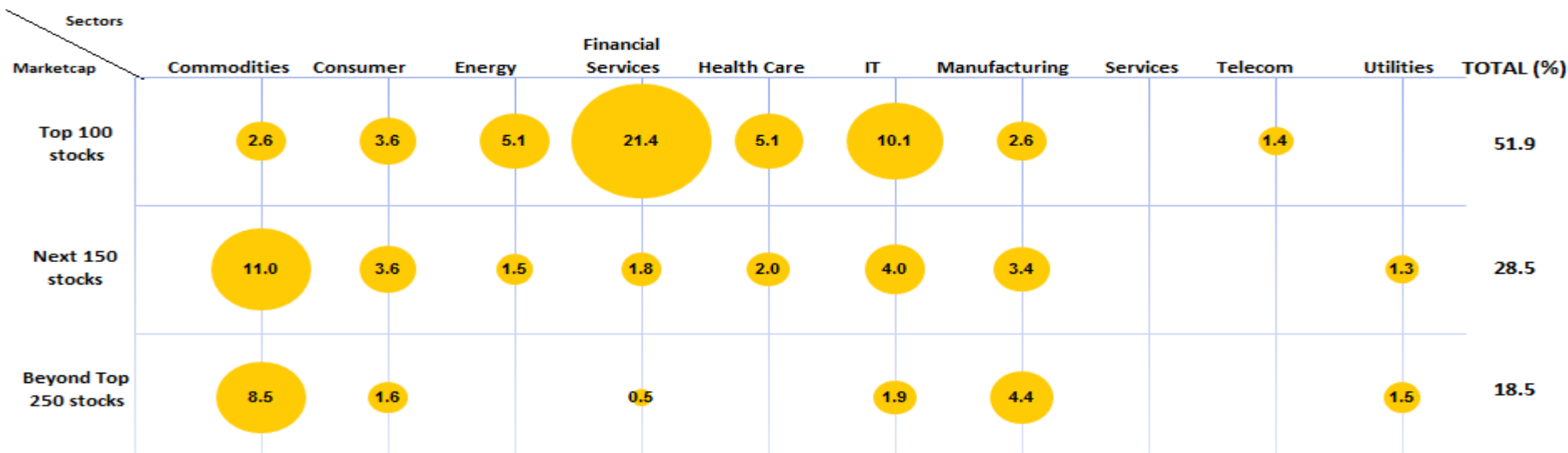
An open-ended equity scheme predominantly investing in small cap stocks



L&T Emerging Business Fund	Weight in Scheme (%)	Weight in benchmark (%)	Current Positioning	Select Stocks
MANUFACTURING	33.10	17.55	Overweight to Index. Exposure to Industrial Products; Auto Ancillaries; Industrial Capital Goods; Construction	Grindwell Norton Ltd.; Finolex Industries Ltd; AIA Engineering Ltd.; Techno Electric & Engg Co. Ltd.; Sunteck Realty Ltd.; Supreme Industries Ltd.; Tube Investment of India Limited; Brigade Ent Ltd.
CONSUMER	28.35	19.68	Overweight to Index. Exposure to Consumer Non Durables; Retailing; Textile Products; Consumer Durables	Balrampur Chini Mills Ltd.; V Mart Retail Ltd; Emami Ltd.; Trent Ltd.; K.P.R. Mill Ltd.; Amber Enterprises India Ltd.; Welspun India Ltd.
COMMODITIES	19.47	20.22	Neutral to Index. Exposure to Cement; Ferrous Metals; Chemicals; Pesticides	Deepak Nitrite Ltd.; Navin Fluorine International Ltd.; The Ramco Cements Ltd.; Ratnamani Metals & Tubes Ltd.
IT	10.76	9.59	Overweight to Index. Exposure to Select Stocks	Persistent Systems Ltd.; Sonata Software Ltd.; Happiest Minds Technologies Ltd.; BIRLASOFT Ltd.;
HEALTHCARE	4.32	11.83	Underweight to Index. Exposure to Select Stocks	Suven Pharmaceuticals Ltd.; IPCA Labs Ltd; Laurus Labs Ltd.; Procter & Gamble Health Ltd.
FINANCIAL SERVICES	1.94	9.82	Underweight to Index. Exposure to Select Stocks	City Union Bank Ltd; Can Fin Homes Ltd.
SERVICES	1.62	3.37	Underweight to Index. Exposure to Select Stocks	Gujarat Pipavav Port Ltd.; Aegis Logistics Ltd.
ENERGY	0	4.53	-	-
TELECOMMUNICATIONS	0	1.87	-	-
UTILITIES	0	1.54	-	-

Portfolio Positioning: L&T India Value Fund

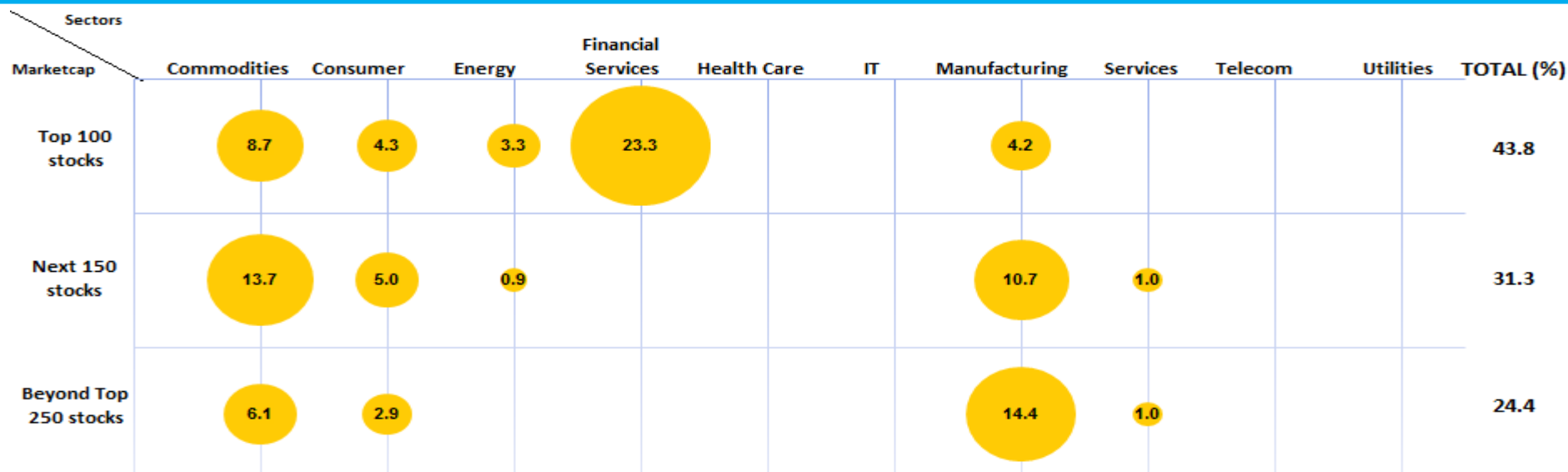
An open-ended equity scheme following a value investment strategy



L&T India Value Fund	Weight in Scheme (%)	Weight in benchmark (%)	Current Positioning	Select Stocks
FINANCIAL SERVICES	23.64	32.48	Underweight to Index. Exposure to Select Stocks	ICICI Bank Ltd.; HDFC Bank Ltd.; HDFC Ltd.; SBI; The Federal Bank Ltd.
COMMODITIES	22.15	8.82	Overweight to Index. Exposure to Fertilisers; Cement; Ferrous Metals; Chemicals	Coromandel International Ltd.; The Ramco Cements Ltd.; Deepak Nitrite Ltd.; Ambuja Cements Ltd; Navin Fluorine Intl Ltd.; Aarti Industries Ltd.
IT	16.08	14.46	Overweight to Index. Exposure to Select Stocks.	Infosys Ltd.; Persistent Systems Ltd.; HCL Tech. Ltd.
MANUFACTURING	10.43	5.19	Overweight to Index. Exposure to Construction Project; Auto Ancillaries; Construction; Industrial Products; Industrial Capital Goods	Larsen & Toubro Ltd.; Oberoi Realty Ltd.; PNC Infratech Ltd.; KNR Constructions Ltd.; Brigade Ent Ltd.; Balkrishna Industries Ltd.;
CONSUMER	8.83	17.77	Underweight to Index. Exposure to Consumer Non Durables; Retailing; Textile Products; Auto	Emami Ltd.; ITC Ltd.; Mahindra and Mahindra Ltd.; Escorts Ltd.; Maruti Suzuki India Ltd.
HEALTHCARE	7.07	5.36	Overweight to Index. Exposure to Select Stocks.	Sun Pharma Ltd.; IPCA Lab; Divi's Laboratories Ltd.
ENERGY	6.57	10.23	Underweight to Index. Exposure to Power; Petroleum Products; Gas	Reliance Industries Ltd.; HPCL.
UTILITIES	2.77	2.53	Neutral to Index. Exposure to Select Stocks.	KEC International Ltd.; Tata Power Company Ltd.
TELECOMMUNICATIONS	1.35	2.08	Neutral to Index. Exposure to Select Stocks.	Bharti Airtel Ltd.
SERVICES	0	1.09	-	-

Portfolio Positioning: L&T Business Cycles Fund

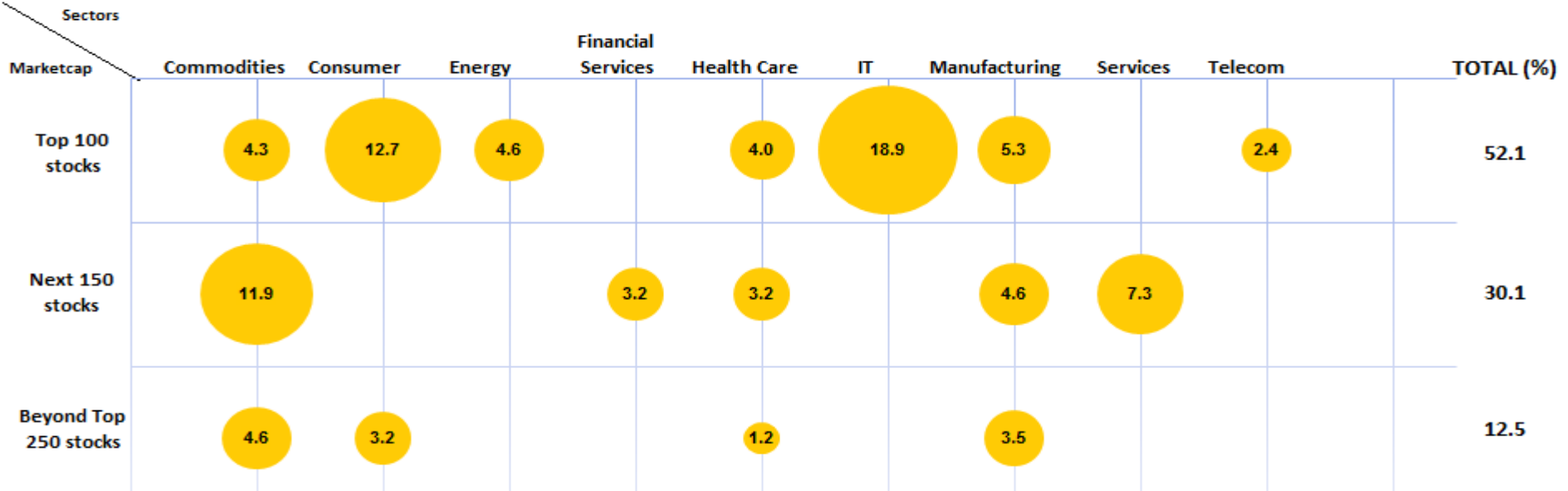
An open-ended equity scheme following business cycles based investing theme



L&T Business Cycles Fund	Weight in Scheme (%)	Weight in benchmark (%)	Current Positioning	Select Stocks
MANUFACTURING	29.28	5.19	Overweight to Index. Exposure to Industrial Products; Construction Project; Construction	Timken India Ltd.; Carborundum Universal Ltd.; Larsen & Toubro Ltd.; Godrej Properties Ltd.; KNR Constructions Ltd.; AIA Engineering Ltd.; Sundram Fasteners Ltd.; Ahluwalia Contracts (India) Ltd.;
COMMODITIES	28.51	8.82	Overweight to Index. Exposure to Ferrous Metals; Cement; Chemicals; Fertilisers	Deepak Nitrite Ltd.; Atul Ltd.; Ratnamani Metals & Tubes Ltd.; Ultratech Cement Limited; The Ramco Cements Ltd; Shree Cements Ltd
FINANCIAL SERVICES	23.29	32.48	Underweight to Index. Exposure to Select Stocks.	ICICI Bank Ltd.; HDFC Bank Ltd. SBI; HDFC Ltd.; Kotak Mahindra Bank Ltd.
CONSUMER	12.10	17.77	Underweight to Index. Exposure to Retailing; Consumer Durables; Auto; Retailing	Kajaria Ceramics Ltd.; Whirlpool Of India Ltd.; Trent Ltd.; Blue Star Ltd.; Titan Company Ltd.; Johnson Controls – Hitachi Aci Ltd
ENERGY	4.25	10.23	Underweight to Index. Exposure to Select Stocks.	Reliance Industries Ltd.; HPCL
SERVICES	2.02	1.09	Neutral to Index. Exposure to Select Stocks	Aegis Logistics Ltd.; Container Corporation Of India Ltd
HEALTHCARE	0	5.36	-	-
IT	0	14.46	-	-
TELECOMMUNICATIONS	0	2.08	-	-
UTILITIES	0	2.53	-	-

Portfolio Positioning: L&T Focused Equity Fund

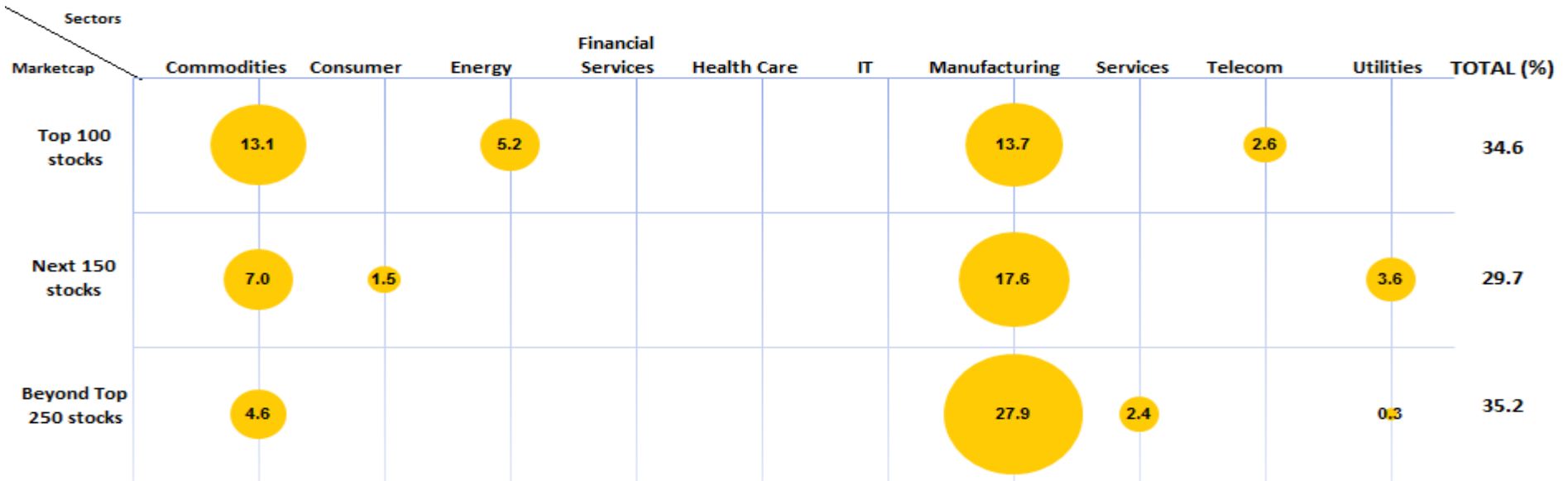
An open ended equity scheme investing in maximum 30 stocks in large, mid and small cap companies



L&T Focused Equity Fund	Weight in Scheme (%)	Weight in benchmark (%)	Current Positioning	Select Stocks
COMMODITIES	20.80	9.64	Overweight to Index. Exposure to Chemicals; Cement; Ferrous Metals.	Aarti Industries Ltd.; The Ramco Cements Ltd.; JK Lakshmi Cement Limited.; Tata Steel Ltd.
IT	18.85	14.03	Overweight to Index. Exposure to Select Stocks.	TCS Ltd.; Infosys Ltd.; HCL Technologies Limited.
CONSUMER	15.95	18.00	Underweight to Index. Exposure to Consumer Non Durables; Retailing; Auto	Colgate Palmolive (India) Ltd.; Heritage Foods Ltd.; Hindustan Unilever Ltd.; Avenue Supermarts Ltd.; ITC Ltd.
MANUFACTURING	13.34	6.30	Overweight to Index. Exposure to Select Stocks.	Larsen & Toubro Ltd.; Godrej Properties Ltd.
HEALTHCARE	8.40	5.93	Overweight to Index. Exposure to Select Stocks	Dr. Reddy's Labs Ltd.; IPCA Laboratories Ltd.; Torrent Pharmaceuticals Ltd.
SERVICES	7.29	1.37	Overweight to Index. Exposure to Select Stocks.	Blue Dart Express Ltd.; Container Corp. of India Ltd.
ENERGY	4.59	9.14	Underweight to Index. Exposure to Select Stocks	RIL
FINANCIAL SERVICES	3.22	31.28	Underweight to Index. Exposure to Select Stocks.	Sundaram Finance Ltd.
TELECOMMUNICATIONS	2.37	1.87	Neutral to Index. Exposure to Select Stocks.	Bharti Airtel Ltd.
UTILITIES	0	2.43	-	-

Portfolio Positioning: L&T Infrastructure Fund

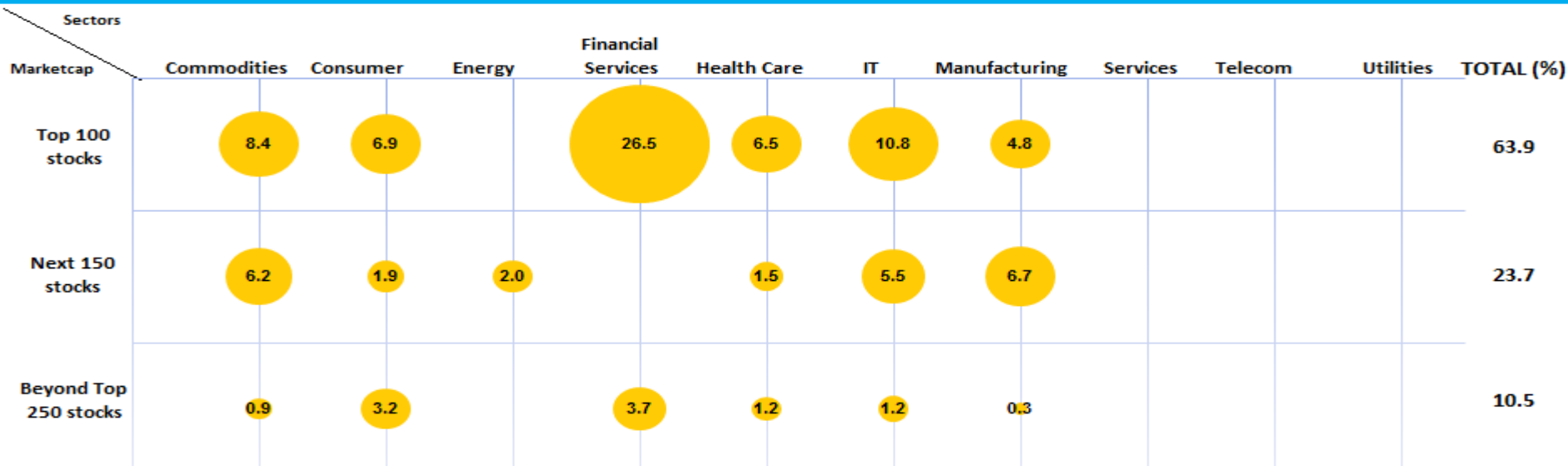
An open-ended equity scheme investing in infrastructure sector



L&T Infrastructure Fund	Weight in Scheme (%)	Weight in benchmark (%)	Current Positioning	Select Stocks
MANUFACTURING	59.23	18.99	Overweight to Index. Construction Project; Industrial Products; Industrial Capital Goods; Construction	Larsen & Toubro Ltd.; Honeywell Automation India Ltd.; Polycab India Ltd.; Grindwell Norton Ltd.; ABB India Ltd; Finolex Cables Ltd.; AIA Engineering Ltd; BEL.; Thermax Ltd.
COMMODITIES	24.64	16.65	Overweight to Index. Exposure to Cement; Ferrous Metals; Paper	The Ramco Cements Ltd.; UltraTech Cement Ltd.; Grasim Industries Ltd.; Tata Steel Ltd; Shree Cements Ltd.; ACC Ltd.
ENERGY	5.21	32.97	Underweight to Index. Exposure to Select Stocks	RIL
TELECOMMUNICATIONS	2.56	11.62	Underweight to Index. Exposure to Select Stocks	Bharti Airtel Ltd.
UTILITIES	3.88	9.13	Underweight to Index, Exposure to Select Stocks	Tata Power Company Ltd.; KEC International Ltd.
SERVICES	2.37	6.13	Underweight to Index. Exposure to Select Stocks	Gujarat Pipavav Port Ltd.; Aegis Logistics Ltd.
CONSUMER	1.53	1.18	Neutral to Index. Exposure to Select Stocks.	Voltas Ltd.; Dixon Technologies (India) Ltd.
HEALTHCARE	0	3.34	-	-
FINANCIAL SERVICES	0	0.00	-	-
IT	0	0.00	-	-

Portfolio Positioning: L&T Tax Advantage Fund

An open ended equity linked saving scheme with a statutory lock in of 3 years and tax benefit



L&T Tax Advantage Fund	Weight in Scheme (%)	Weight in benchmark (%)	Current Positioning	Select Stocks
FINANCIAL SERVICES	30.19	32.48	Underweight to Index. Exposure to Select Stocks	ICICI Bank Ltd.; SBI; HDFC Bank Ltd.; Kotak Mahindra Bank Ltd.; HDFC Ltd.; SBI Ltd.; Bajaj Finance Ltd.
IT	17.53	14.46	Underweight to Index. Exposure to Select Stocks.	Infosys Ltd.; TCS Ltd.; Coforge Ltd.
COMMODITIES	15.48	8.82	Overweight to Index. Exposure to Cement; Paper; Ferrous Metals	The Ramco Cements Ltd.; Ultratech Cement Ltd.; ACC Ltd.; Tata Steel Ltd.
CONSUMER	11.93	17.77	Overweight to Index. Exposure to Retailing; Consumer Non Durables; Textile Products	Godrej Consumer Products Ltd; Varun Beverages Ltd.; Avenue Supermarts Ltd.; Asian Paints Ltd.
MANUFACTURING	11.74	5.19	Overweight to Index. Exposure to Construction Project; Auto Ancillaries; Industrial Capital Goods; Industrial Products; Construction	Larsen & Toubro Ltd.; Sona BLW Precision Forgings Ltd.; Tube Investments Of India Ltd.; Minda Industries Ltd
HEALTHCARE	9.22	5.36	Overweight to Index. Exposure to Select Stocks.	Sun Pharmaceutical Industries Ltd.; Gland Pharma Ltd; Divi's Laboratories Ltd.
ENERGY	2.01	10.23	Underweight to Index. Exposure to Select Stocks.	Indraprastha Gas Ltd.; Gujarat Gas Ltd.
TELECOMMUNICATIONS	0	2.08	-	-
SERVICES	0	1.09	-	-
UTILITIES	0	2.53	-	-

Product label and Riskometers

This product is suitable for investors who are seeking*

***L&T Flexi Cap Fund** - An open-ended dynamic equity scheme investing across largecap, midcap and smallcap stocks: • Long term capital growth • Investment predominantly in equity and equity-related securities

***L&T Large and Midcap Fund** - An open-ended equity scheme investing in both largecap and midcap stocks: • Long term capital growth • Investment predominantly in equity and equity-related securities, with minimum allocation of atleast 35% each to large cap and midcap companies

***L&T India Large Cap Fund** - An open-ended equity scheme predominantly investing in large cap stocks: • Long term capital appreciation • Investment in equity and equity related securities, including equity derivatives in the Indian markets and foreign securities; with predominant investments in large cap stocks

***L&T India Value Fund** - An open-ended equity scheme following a value investment strategy: • Long term capital appreciation • Investment predominantly in equity and equity-related securities in Indian markets and foreign securities, with higher focus on undervalued securities

***L&T Tax Advantage Fund** - An open ended equity linked saving scheme with a statutory lock in of 3 years and tax benefit: • Long term capital growth • Investment predominantly in equity and equity-related securities

***L&T Focused Equity Fund** - An open ended equity scheme investing in maximum 30 stocks in large, mid and smallcap companies: • Long term capital appreciation • Investment in a concentrated portfolio of equity and equity related instruments of maximum 30 stocks.

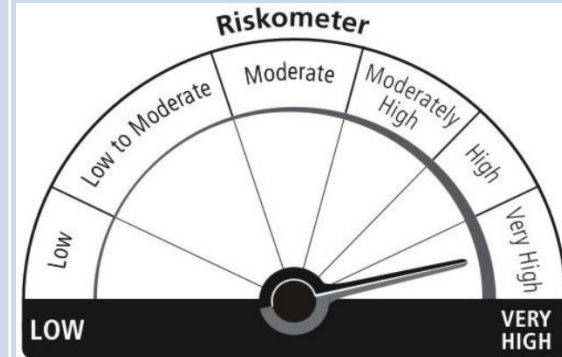
***L&T Business Cycles Fund** - An open-ended equity scheme following business cycles based investing theme: • Long term capital appreciation • Investment predominantly in equity and equity-related securities, including equity derivatives in Indian markets with focus on riding business cycles through dynamic allocation between various sectors and stocks at different stages of business cycles in the economy.

***L&T Infrastructure Fund** - An open-ended equity scheme investing in infrastructure sector: • Long term capital appreciation • Investment predominantly in equity and equity-related instruments of companies in the infrastructure sector

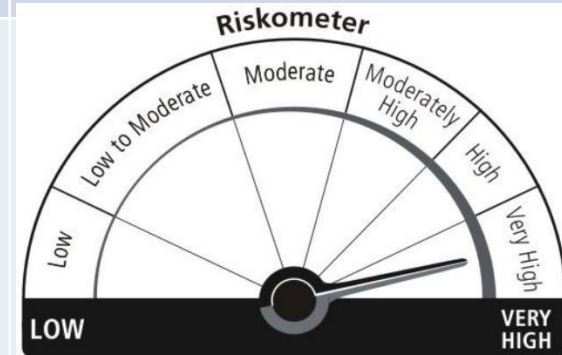
***L&T Midcap Fund** - An open ended equity scheme predominantly investing in mid cap stocks: • Long term capital appreciation • Investment primarily in midcap equity and equity-related securities

***L&T Emerging Businesses Fund** - An open-ended equity scheme predominantly investing in small cap stocks: • Long term capital appreciation • Investment predominantly in equity and equity-related securities, including equity derivatives in Indian markets with key theme focus being emerging companies (small cap stocks); and foreign securities

*Investors should consult their financial advisers if in doubt about whether the product is suitable for them.



Investors understand that their principal will be at very high risk



Investors understand that their principal will be at very high risk

Disclaimers

The risk level for risk-o-meter is evaluated based on the scheme portfolio as on last day of the given month.

Please refer the Scheme related documents of each scheme, for other details like investment objective, asset allocation, risk factors etc. pertaining to individual schemes.

This document is for general information only and does not have regard to specific investment objectives, financial situation and the particular needs of any specific person who may receive this information. The data/information used/disclosed in this document is only for information purposes and not guaranteeing / indicating any returns. Investments in mutual funds and secondary markets inherently involve risks and recipient should consult their legal, tax and financial advisors before investing. Recipient of this presentation should understand that statements made herein regarding future prospects may not be realized. Recipient of this document should understand that any reference to the securities/ sectors/ schemes / indices in the document is only for illustration purpose. |

The value of investments and any income from them can go down as well as up. The securities indicated in the presentation may or may not form a part of the portfolio of the Scheme as on the date of presentation. The distribution of this document in certain jurisdictions may be restricted or totally prohibited and accordingly, persons who come into possession of this presentation are required to inform themselves about, and to observe, any such restrictions. The portfolio information indicated is the current portfolio and may be changed at the discretion of the fund manager. The inclusion of any security in the portfolio should not be construed as a recommendation to buy such securities.

Sectors shown in bubble graph and the comparison are based on AMFI Macro Economic Sector.

The data and the information presented in this presentation is as on August 31, 2021

CL08634

Mutual Fund investments are subject to market risks, read all scheme related documents carefully.