

Portfolio Scanner – May 2021

Portfolio Data as on April 30, 2021

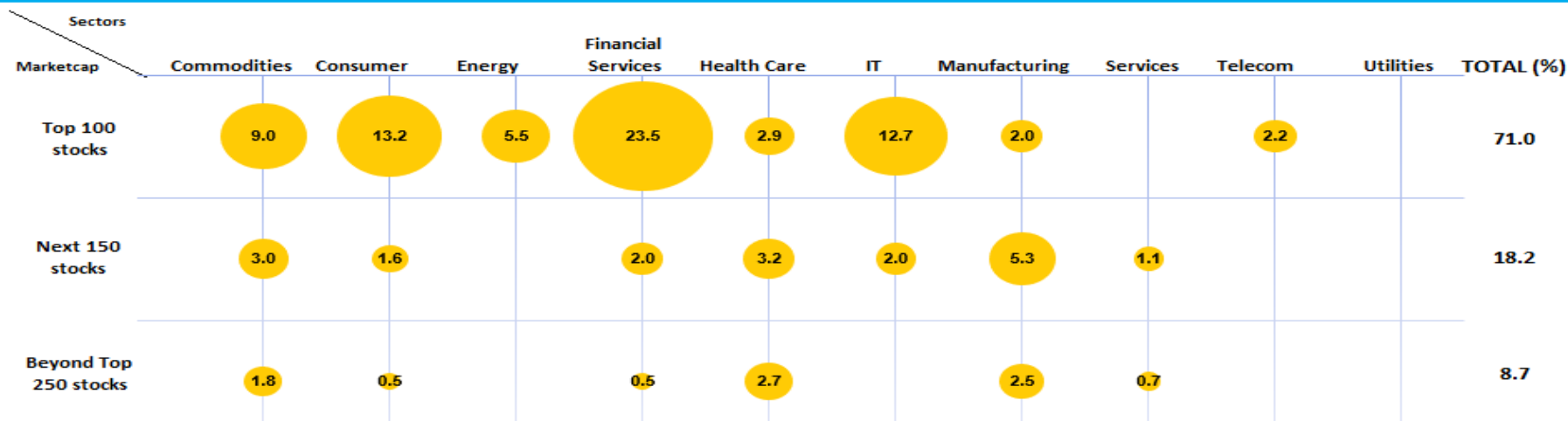


Investment Approach & Portfolio Details

Scheme Name	Stock Picking Approach	Benchmark Index	Top 10 Holdings (%)	Count of Stocks	Debt / Cash (%)
L&T Flexi Cap Fund	No bias, go-anywhere strategy	S&P BSE 500 TRI	43.27	53	2.07
L&T India Large Cap Fund	Bottom-up with focus on largecap stocks	S&P BSE 100 TRI	53.55	47	0.17
L&T Large and Midcap Fund	Invest in a mix of large and midcap stocks.	Nifty LargeMidcap 250 TRI	40.02	43	2.05
L&T Mid cap Fund	Bottom-up with focus on midcap stocks	Nifty Midcap 100 TRI	33.57	56	3.49
L&T Emerging Businesses Fund	Focus on investing in emerging businesses	S&P BSE Smallcap TRI	29.43	82	0.45
L&T India Value Fund	Bottom-up with a value bias	S&P BSE 200 TRI	49.05	55	0.36
L&T Business Cycles Fund	Cyclical / Defensive stocks based on the business cycle	S&P BSE 200 TRI	48.48	48	0.33
L&T Focused Equity Fund	Invest in 30 high conviction stocks by taking a concentrated position.	Nifty500 TRI	47.85	28	8.55
L&T Infrastructure Fund	Stocks related to, or benefiting from growth in Infrastructure sector	Nifty Infrastructure TRI	51.91	43	0.59
L&T Tax Advantage Fund	Focus on companies with strong balance sheet.	S&P BSE 200 TRI	32.38	60	3.94

Portfolio Positioning: L&T Flexi Cap Fund (erstwhile known as L&T Equity Fund*)

An open-ended dynamic equity scheme investing across largecap, midcap and smallcap stocks

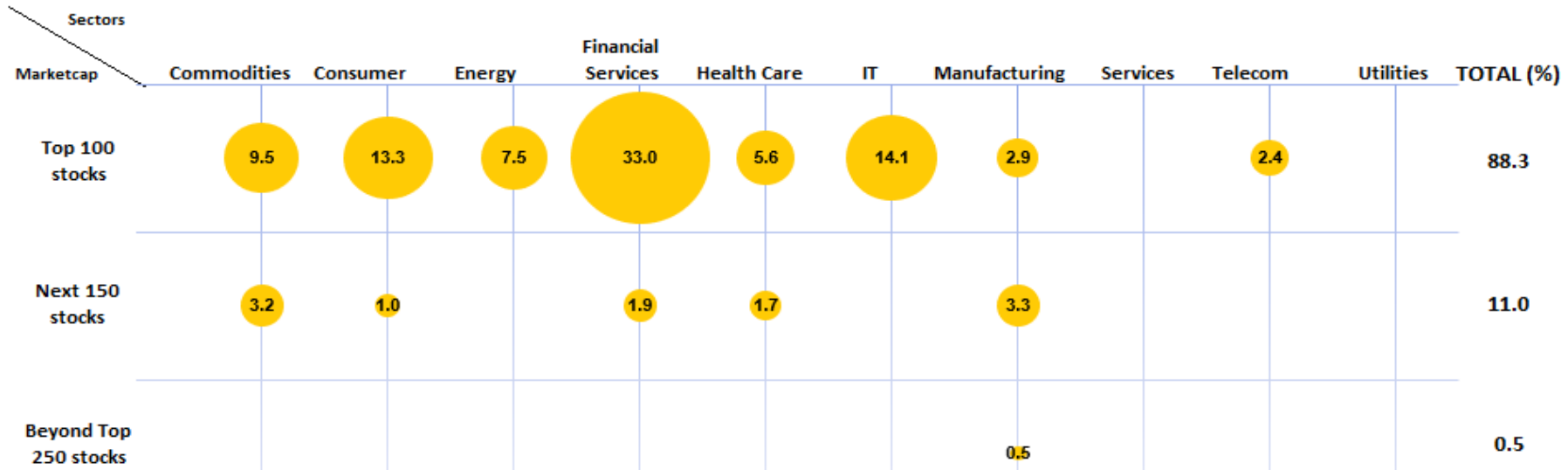


L&T Equity Fund	Weight in Scheme (%)	Weight in benchmark (%)	Current Positioning	Select Stocks
FINANCIAL SERVICES	26.11	31.18	Underweight to Index. Exposure to Select Stocks	ICICI Bank Ltd.; HDFC Bank Ltd.; Kotak Mahindra Bank Ltd.; Muthoot Finance Ltd.; HDFC Ltd
CONSUMER	15.32	18.54	Underweight to Index. Exposure to Consumer Non Durables; Retailing; Auto	Avenue Supermarts Ltd.; HUL Ltd.; Emami Ltd.; Colgate Palmolive (India) Ltd.; ITC Ltd.; Tata Motors Ltd.; Maruti Suzuki India Ltd.
IT	14.68	12.68	Overweight to Index. Exposure to Select Stocks	TCS Ltd.; HCL Technologies Ltd.; Infosys Ltd.
COMMODITIES	13.76	9.65	Overweight to Index. Exposure to Cement; Ferrous Metals; Paper	The Ramco Cements Ltd.; Shree Cements Ltd.; JSW Steel Ltd.; Tata Steel Ltd.; Mishra Dhatu Nigam Ltd.
MANUFACTURING	9.8	6.33	Overweight to Index. Exposure to Construction; Industrial Products	L&T Ltd.; Supreme Industries Ltd.; AIA Engineering Ltd.; Finolex Cables Ltd.
HEALTHCARE	8.82	6.02	Overweight to Index. Exposure to Select Stocks	Dishman Carbogen Amcis Ltd.; Pfizer Ltd.; Sanofi India Ltd.; Dr. Reddy's Labs Ltd..
ENERGY	5.45	9.72	Underweight to Index. Exposure to Select Stocks	RIL; GAIL
TELECOMMUNICATIONS	2.21	1.96	Neutral to Index. Exposure to Select Stocks	Bharti Airtel Ltd.
SERVICES	1.78	1.47	Neutral to Index. Exposure to Select Stocks	Container Corporation of India Ltd.; Aegis Logistics Ltd
UTILITIES	0	2.45	-	-

* With effect from February 9, 2021, due to change in the fundamental attributes like asset allocation, investment pattern, categorization etc. L&T Equity Fund shall be re-named as L&T Flexicap Fund and shall be categorized as Flexicap Fund. For details of the change please refer Notice dated Jan 5, 2021.

Portfolio Positioning: L&T India Large Cap Fund

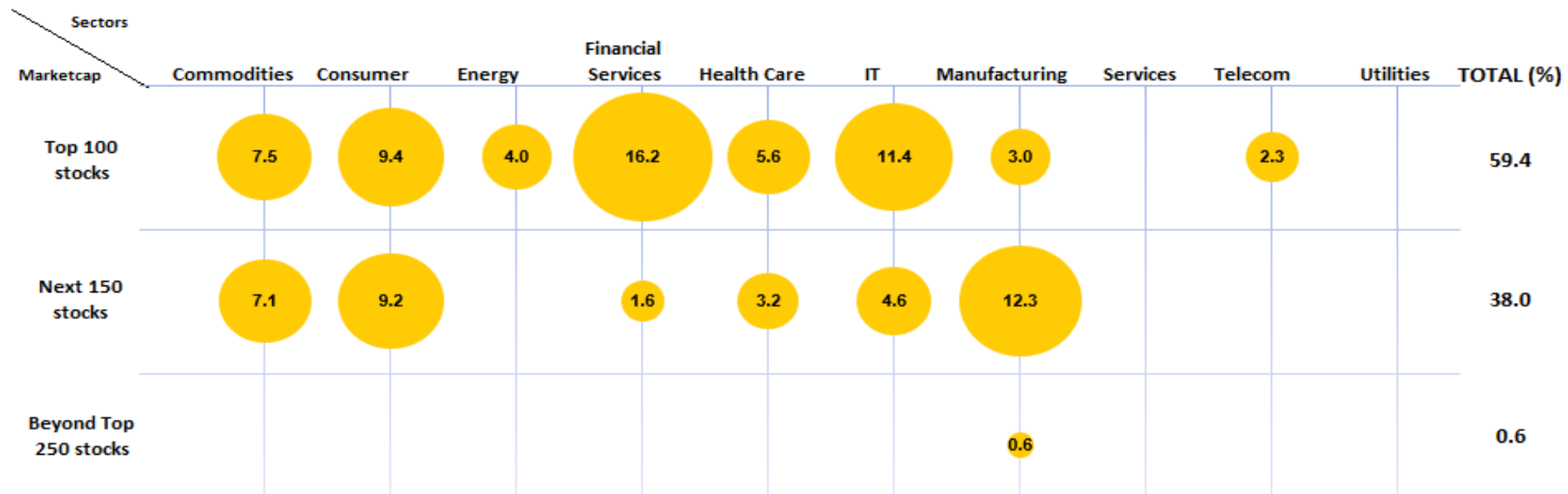
An open-ended equity scheme predominantly investing in large cap stocks



L&T India Large Cap Fund	Weight in Scheme (%)	Weight in Benchmark (%)	Current Positioning	Select Stocks
FINANCIAL SERVICES	34.85	34.49	Neutral to Index. Exposure to Select Stocks	ICICI Bank Ltd.; HDFC Bank Ltd.; SBI Ltd.; HDFC Ltd.; Kotak Mahindra Bank Ltd.; SBI Cards and Payment Services Ltd.
CONSUMER	14.36	18.89	Underweight to Index. Exposure to Consumer Non Durables; Retailing; Auto	ITC Ltd; HUL Ltd.; Nestle India Ltd.; Asian Paints Ltd; Tata Consumer Products Ltd.; Trent Ltd.; Avenue Supermarts Ltd.; Mahindra & Mahindra Ltd.; Maruti Suzuki India Ltd.
IT	14.14	14.20	Neutral to Index. Exposure to Select Stocks	Infosys Ltd.; TCS Ltd.; HCL Technologies Ltd.
COMMODITIES	12.64	7.52	Overweight to Index. Exposure to Cement; Ferrous Metals; Chemicals	Ultratech Cement Ltd.; Shree Cements Ltd.; The Ramco Cements Ltd.; Atul Ltd.; Tata Steel Ltd.
ENERGY	7.49	11.21	Underweight to Index. Exposure to Select Stocks.	RIL; BPCL.
HEALTHCARE	7.26	4.73	Overweight to Index. Exposure to Select Stocks.	Divi's Laboratories Ltd.; Dr. Reddy's Laboratories Ltd.; Sun Pharma Ltd.; IPCA Laboratories Ltd.
MANUFACTURING	6.65	3.60	Overweight to Index. Exposure to Construction; Auto Ancillaries	L&T Ltd.; Godrej Properties Ltd.
TELECOMMUNICATIONS	2.44	2.09	Neutral to Index. Exposure to Select Stocks	Bharti Airtel Ltd..
SERVICES	0	1.17	-	-
UTILITIES	0	2.10	-	-

Portfolio Positioning: L&T Large and MidCap Fund

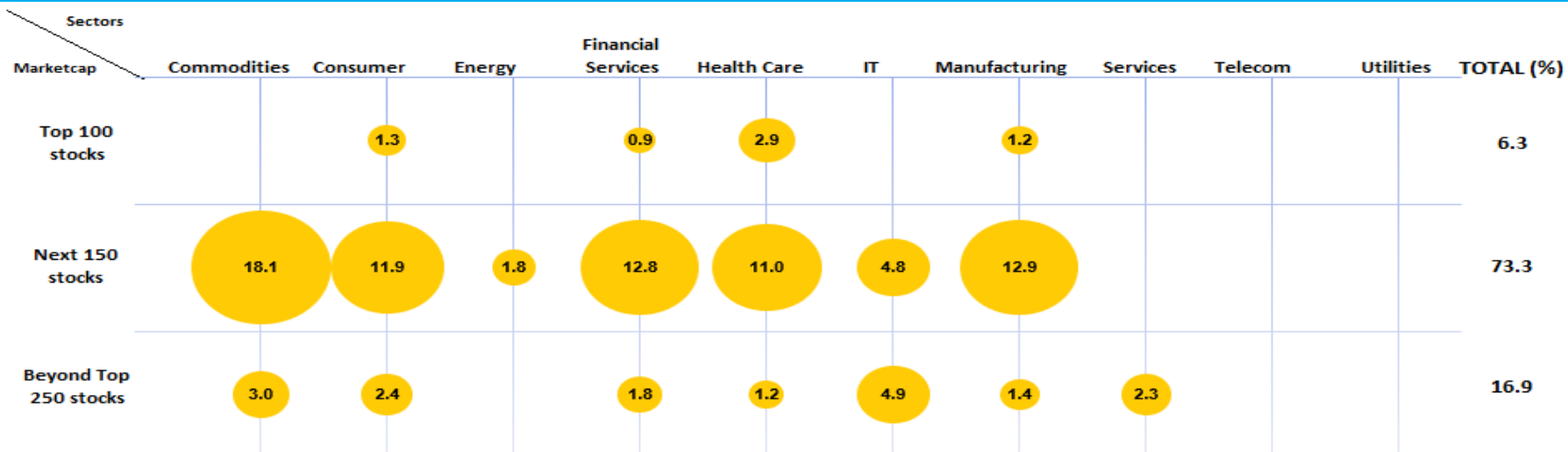
An open-ended equity scheme investing in both largecap and midcap stocks



L&T Large and MidCap Fund	Weight in Scheme (%)	Weight in Benchmark (%)	Current Positioning	Select Stocks
CONSUMER	18.6	18.67	Neutral to Index. Exposure to Consumer Non Durables; Consumer Durables; Retailing	Emami Ltd.; Varun Beverages Ltd.; Akzo Nobel India Ltd.; HUL; Marico Ltd; ITC Ltd.
FINANCIAL SERVICES	17.72	28.62	Underweight to Index. Exposure to Select Stocks	HDFC Bank Ltd.; ICICI Bank Ltd.; Kotak Mahindra Bank Ltd.; City Union Bank Ltd.; HDFC Ltd; Muthoot Finance Ltd.
IT	15.96	9.78	Overweight to Index. Exposure to Software	TCS Ltd.; HCL Tech. Ltd.; Mphasis Ltd.; Infosys Ltd.
MANUFACTURING	15.89	10.15	Overweight to Index. Exposure to Construction Project; Industrial Products; Auto Ancillaries; Industrial Capital Goods	Larsen & Toubro Ltd.; AIA Engineering Ltd.; Amara Raja Batteries Ltd.; Supreme Industries Ltd.; Polycab India Ltd.; Honeywell Automation India Ltd.
COMMODITIES	14.61	11.61	Overweight to Index. Exposure to Chemicals; Cement	Atul Ltd.; ACC Ltd.; Ultratech Cement Ltd.
HEALTHCARE	8.81	7.44	Overweight to Index. Exposure to Select Stocks	Torrent Pharma. Ltd.; Abbott India Ltd.; Pfizer Ltd.
ENERGY	4.02	7.94	Underweight to Index. Exposure to Select Stocks	Reliance Industries Ltd.
TELECOMMUNICATIONS	2.34	1.77	Neutral to Index. Exposure to Select Stocks	Bharti Airtel Ltd.
SERVICES	0	1.41	-	-
UTILITIES	0	2.61	-	-

Portfolio Positioning: L&T MidCap Fund

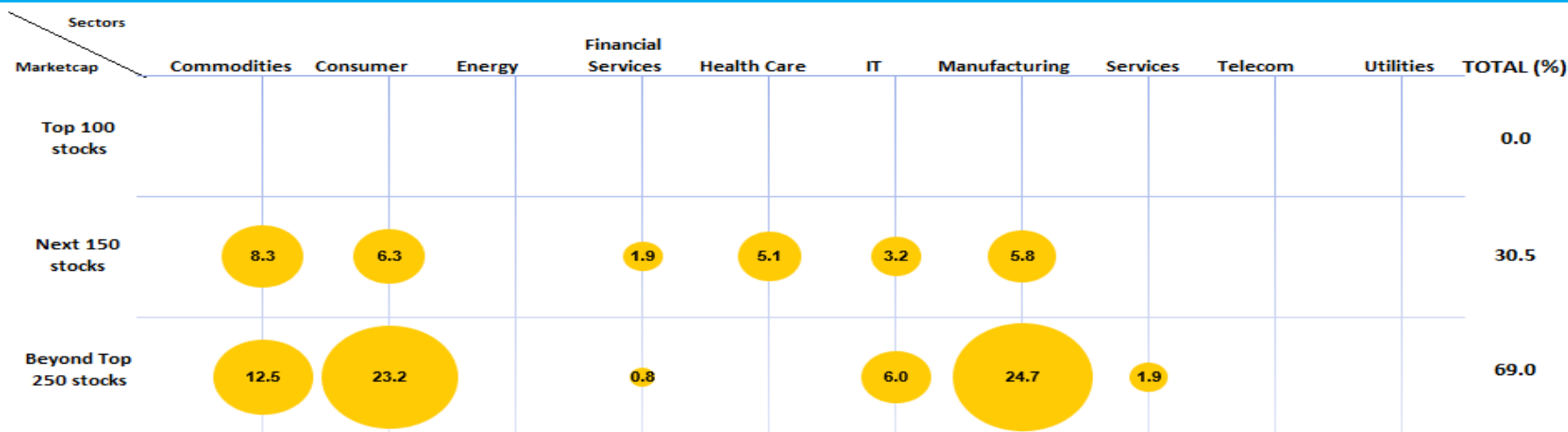
An open ended equity scheme predominantly investing in mid cap stocks



L&T Mid Cap Fund	Weight in Scheme (%)	Weight in benchmark (%)	Current Positioning	Select Stocks
COMMODITIES	21.06	15.93	Overweight to Index. Exposure to Cement; Pesticides; Chemicals; Ferrous Metals	Bayer Cropscience Ltd.; The Ramco Cements Ltd.; Atul Ltd.; Aarti Industries Ltd.; Coromandel International Ltd.; Ratnamani Metals & Tubes Ltd.
CONSUMER	15.61	20.93	Underweight to Index. Exposure to Consumer Non Durables; Consumer Durables; Textile Products; Retailing	Emami Ltd.; 3M India Ltd.; Berger Paints (I) Ltd.; Johnson Controls – Hitachi Aci Ltd.; Voltas Ltd.; Godfrey Phillips India Ltd.; Page Industries Ltd.
FINANCIAL SERVICES	15.51	23.71	Underweight to Index. Exposure to Select Stocks	Sundaram Finance Ltd.; Cholamandalam Invnt. & Fin. Co. Ltd.; Manappuram Finance Ltd; CRISIL Ltd.; CUB.
MANUFACTURING	15.51	12.60	Overweight to Index. Exposure to Construction; Industrial Products; Auto Ancillaries; Industrial Capital Goods	Supreme Industries Ltd; Cummins India Ltd.; Godrej Properties Ltd.; Oberoi Realty Ltd.; AIA Engineering Ltd.; ABB Ltd.; Amara Raja Batteries Ltd.; Thermax Ltd.; MRF Ltd.
HEALTHCARE	15.03	9.55	Overweight to Index. Exposure to Select Stocks	IPCA Lab. Ltd.; Abbott India Ltd.; Suven Pharmaceuticals Ltd.; Pfizer Ltd.
IT	9.7	5.03	Overweight to Index. Exposure to Select Stocks	Mphasis Ltd.; Affle India Ltd.; Birlasoft Ltd.
SERVICES	2.32	2.42	Neutral to Index. Exposure to Select Stocks	Blue Dart Express Ltd.
ENERGY	1.77	6.17	Underweight to Index. Exposure to Select Stocks	Castrol India Ltd.; Mahanagar Gas Ltd.
TELECOMMUNICATIONS	0	0.64	-	-
UTILITIES	0	3.02	-	-

Portfolio Positioning: L&T Emerging Businesses Fund

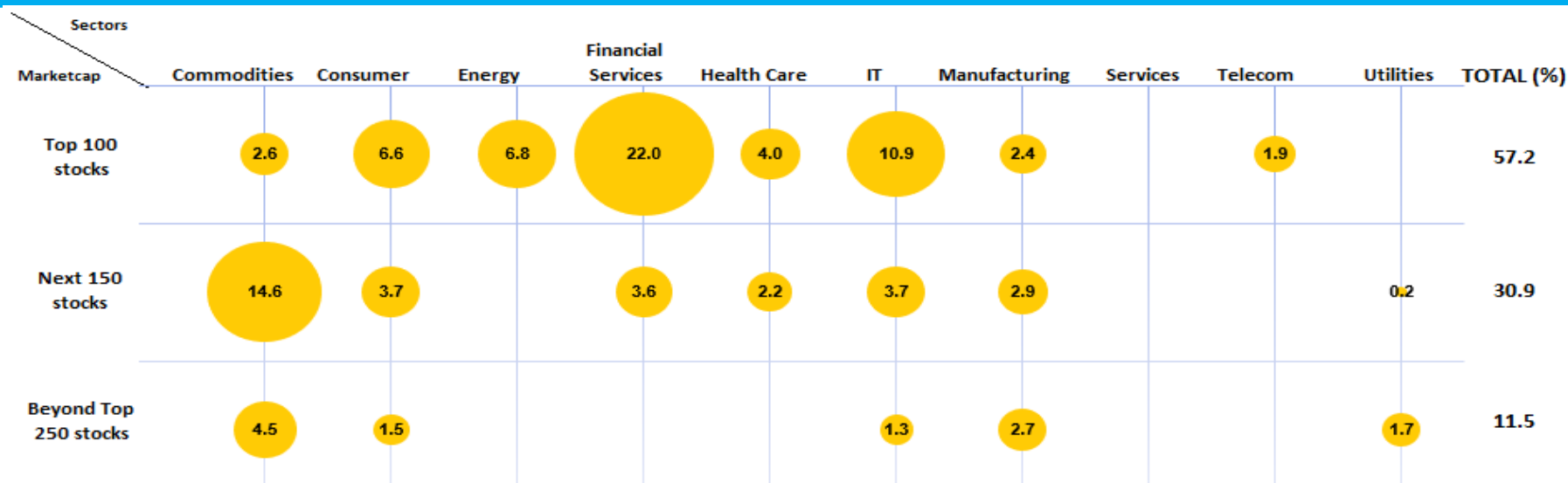
An open-ended equity scheme predominantly investing in small cap stocks



L&T Emerging Business Fund	Weight in Scheme (%)	Weight in benchmark (%)	Current Positioning	Select Stocks
MANUFACTURING	30.49	17.83	Overweight to Index. Exposure to Industrial Products; Auto Ancillaries; Industrial Capital Goods; Construction	Grindwell Norton Ltd.; Finolex Industries Ltd; Orient Refractories Ltd.; AIA Engineering Ltd.; Techno Electric & Engg Co. Ltd.; Sunteck Realty Ltd.; Cera Sanitaryware Ltd.; Supreme Industries Ltd.; Tube Investment of India Limited; Brigade Ent Ltd.
CONSUMER	29.47	20.20	Overweight to Index. Exposure to Consumer Non Durables; Retailing; Textile Products; Consumer Durables	Balrampur Chini Mills Ltd.; Emami Ltd.; VST Industries Ltd.; Akzo Nobel India Ltd.; Trent Ltd.; K.P.R. Mill Ltd.; Amber Enterprises India Ltd.; Welspun India Ltd.
COMMODITIES	20.71	20.07	Neutral to Index. Exposure to Cement; Ferrous Metals; Chemicals; Pesticides	Deepak Nitrite Ltd.; Navin Fluorine International Ltd.; The Ramco Cements Ltd.; Ratnamani Metals & Tubes Ltd.
IT	9.18	8.30	Neutral to Index. Exposure to Select Stocks	Persistent Systems Ltd.; Sonata Software Ltd.; BIRLASOFT Ltd.; Happiest Minds Technologies Ltd.
HEALTHCARE	5.1	12.38	Underweight to Index. Exposure to Select Stocks	Suven Pharmaceuticals Ltd.; IPCA Labs Ltd; Procter & Gamble Health Ltd.
FINANCIAL SERVICES	2.71	10.22	Underweight to Index. Exposure to Select Stocks	CSDL Ltd.; CUB; DCB Bank Ltd.
SERVICES	1.89	3.33	Underweight to Index. Exposure to Select Stocks	Gujarat Pipavav Port Ltd.; Aegis Logistics Ltd.
ENERGY	0	4.52	-	-
TELECOMMUNICATIONS	0	1.67	-	-
UTILITIES	0	1.48	-	-

Portfolio Positioning: L&T India Value Fund

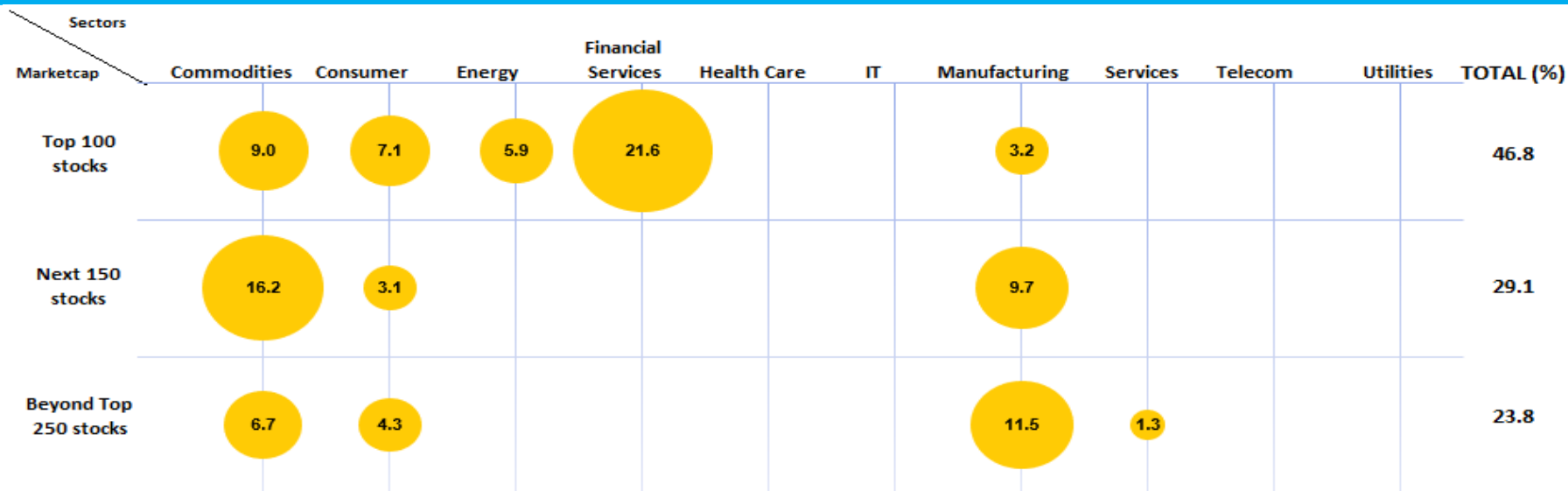
An open-ended equity scheme following a value investment strategy



L&T India Value Fund	Weight in Scheme (%)	Weight in benchmark (%)	Current Positioning	Select Stocks
FINANCIAL SERVICES	25.65	33.00	Underweight to Index. Exposure to Select Stocks	ICICI Bank Ltd.; HDFC Bank Ltd.; HDFC Ltd.; SBI; The Federal Bank Ltd.
COMMODITIES	21.7	8.73	Overweight to Index. Exposure to Fertilisers; Cement; Ferrous Metals; Chemicals	Coromandel International Ltd.; The Ramco Cements Ltd.; Deepak Nitrite Ltd.; Navin Fluorine Intl Ltd.; Aarti Industries Ltd.
IT	15.83	13.18	Overweight to Index. Exposure to Select Stocks.	Infosys Ltd.; HCL Tech. Ltd.; Persistent Systems Ltd.
CONSUMER	11.83	18.17	Underweight to Index. Exposure to Consumer Non Durables; Retailing; Textile Products; Auto	ITC Ltd.; Emami Ltd.; Mahindra and Mahindra Ltd.; Hero Motocorp Ltd.; Tata Motors Ltd.; Maruti Suzuki India Ltd.
MANUFACTURING	7.95	5.11	Overweight to Index. Exposure to Construction Project; Auto Ancillaries; Construction; Industrial Products; Industrial Capital Goods	Larsen & Toubro Ltd.; PNC Infratech Ltd.; Oberoi Realty Ltd.; Brigade Ent Ltd.; Balkrishna Industries Ltd.; KNR Constructions Ltd.
ENERGY	6.78	10.59	Underweight to Index. Exposure to Power; Petroleum Products; Gas	Reliance Industries Ltd.; HPCL..
HEALTHCARE	6.2	5.51	Neutral to Index. Exposure to Select Stocks.	Sun Pharma Ltd.; IPCA Lab; Divi's Laboratories Ltd.; Suven Pharma Ltd.
TELECOMMUNICATIONS	1.9	2.08	Neutral to Index. Exposure to Select Stocks.	Bharti Airtel Ltd.
UTILITIES	1.8	2.49	Neutral to Index. Exposure to Select Stocks.	KEC International Ltd.; Tata Power Company Ltd.
SERVICES	0	1.14	-	-

Portfolio Positioning: L&T Business Cycles Fund

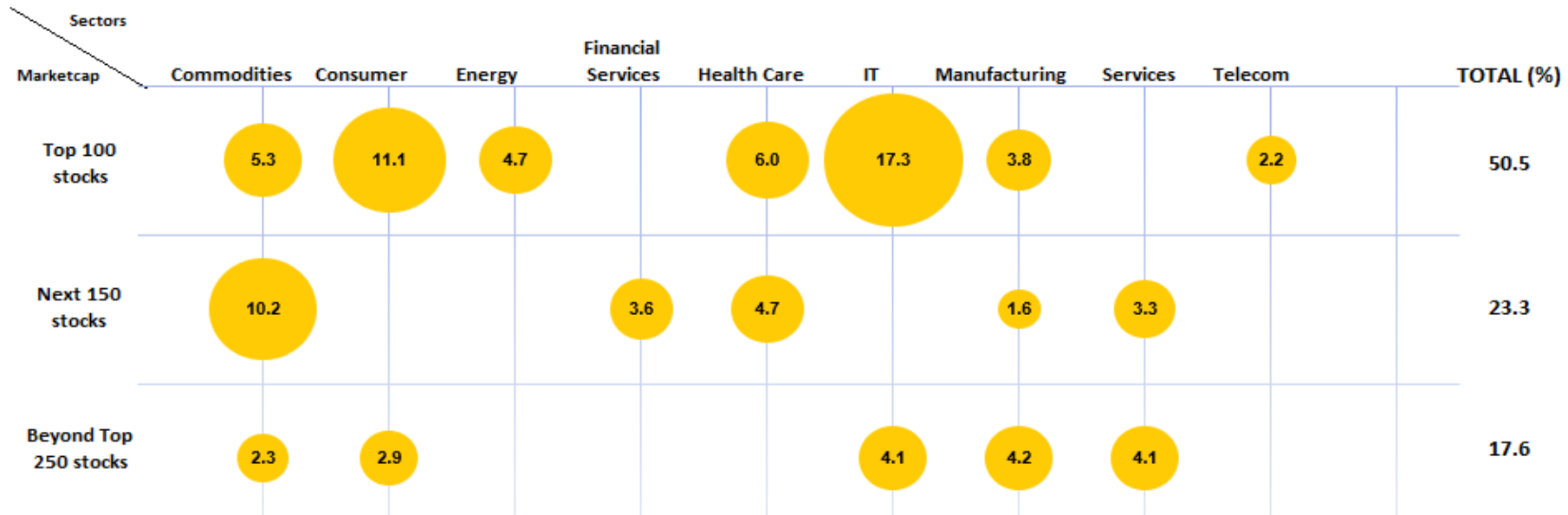
An open-ended equity scheme following business cycles based investing theme



L&T Business Cycles Fund	Weight in Scheme (%)	Weight in benchmark (%)	Current Positioning	Select Stocks
COMMODITIES	31.94	8.73	Overweight to Index. Exposure to Ferrous Metals; Cement; Chemicals; Fertilisers	Deepak Nitrite Ltd.; Ratnamani Metals & Tubes Ltd.; Ultratech Cement Limited; Shree Cements Ltd; The Ramco Cements Ltd
MANUFACTURING	24.43	5.11	Overweight to Index. Exposure to Industrial Products; Construction Project; Construction	Timken India Ltd.; Larsen & Toubro Ltd.; Godrej Properties Ltd.; KNR Constructions Ltd.; AIA Engineering Ltd.; Sundram Fasteners Ltd.; Ahluwalia Contracts (India) Ltd.;
FINANCIAL SERVICES	21.6	33.00	Underweight to Index. Exposure to Select Stocks.	ICICI Bank Ltd.; HDFC Bank Ltd.; Kotak Mahindra Bank Ltd.; HDFC Ltd.; SBI.
CONSUMER	14.47	18.17	Underweight to Index. Exposure to Retailing; Consumer Durables; Auto; Retailing	Kajaria Ceramics Ltd.; Whirlpool Of India Ltd.; Trent Ltd.; Titan Company Ltd.; Blue Star Ltd.; Johnson Controls – Hitachi Aci Ltd
ENERGY	5.93	10.59	Underweight to Index. Exposure to Select Stocks.	Reliance Industries Ltd.; HPCL
SERVICES	1.3	1.14	Neutral to Index. Exposure to Select Stocks	Aegis Logistics Ltd.
HEALTHCARE	0	5.51	-	-
IT	0	13.18	-	-
TELECOMMUNICATIONS	0	2.08	-	-
UTILITIES	0	2.49	-	-

Portfolio Positioning: L&T Focused Equity Fund

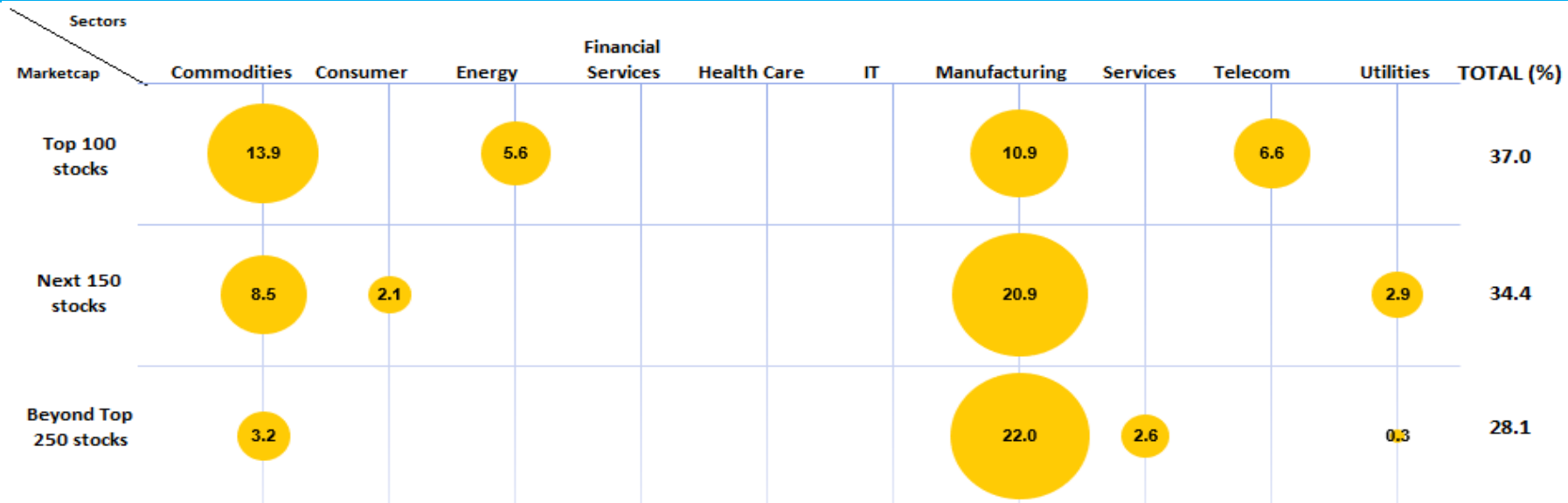
An open ended equity scheme investing in maximum 30 stocks in large, mid and smallcap companies



L&T Focused Equity Fund	Weight in Scheme (%)	Weight in benchmark (%)	Current Positioning	Select Stocks
IT	21.38	12.74	Overweight to Index. Exposure to Select Stocks.	TCS Ltd.; Infosys Ltd.; Affle India Ltd.
COMMODITIES	17.78	9.54	Overweight to Index. Exposure to Chemicals; Cement; Ferrous Metals.	Aarti Industries Ltd.; The Ramco Cements Ltd.; Tata Steel Ltd.
CONSUMER	14.07	18.41	Underweight to Index. Exposure to Consumer Non Durables; Retailing; Auto	Colgate Palmolive (India) Ltd.; Heritage Foods Ltd.; Hindustan Unilever Ltd.; Avenue Supermarts Ltd.; ITC Ltd.
HEALTHCARE	10.71	6.01	Overweight to Index. Exposure to Select Stocks	Dr. Reddy's Labs Ltd.; IPCA Laboratories Ltd.; Torrent Pharmaceuticals Ltd
MANUFACTURING	9.57	6.37	Overweight to Index. Exposure to Select Stocks.	Larsen & Toubro Ltd.; Godrej Properties Ltd.
SERVICES	7.46	1.40	Overweight to Index. Exposure to Select Stocks.	Blue Dart Express Ltd.
ENERGY	4.7	9.53	Underweight to Index. Exposure to Select Stocks	RIL
FINANCIAL SERVICES	3.56	31.74	Underweight to Index. Exposure to Select Stocks.	Sundaram Finance Ltd.
TELECOMMUNICATIONS	2.22	1.89	Neutral to Index. Exposure to Select Stocks.	Bharti Airtel Ltd.
UTILITIES	0	2.37	-	-

Portfolio Positioning: L&T Infrastructure Fund

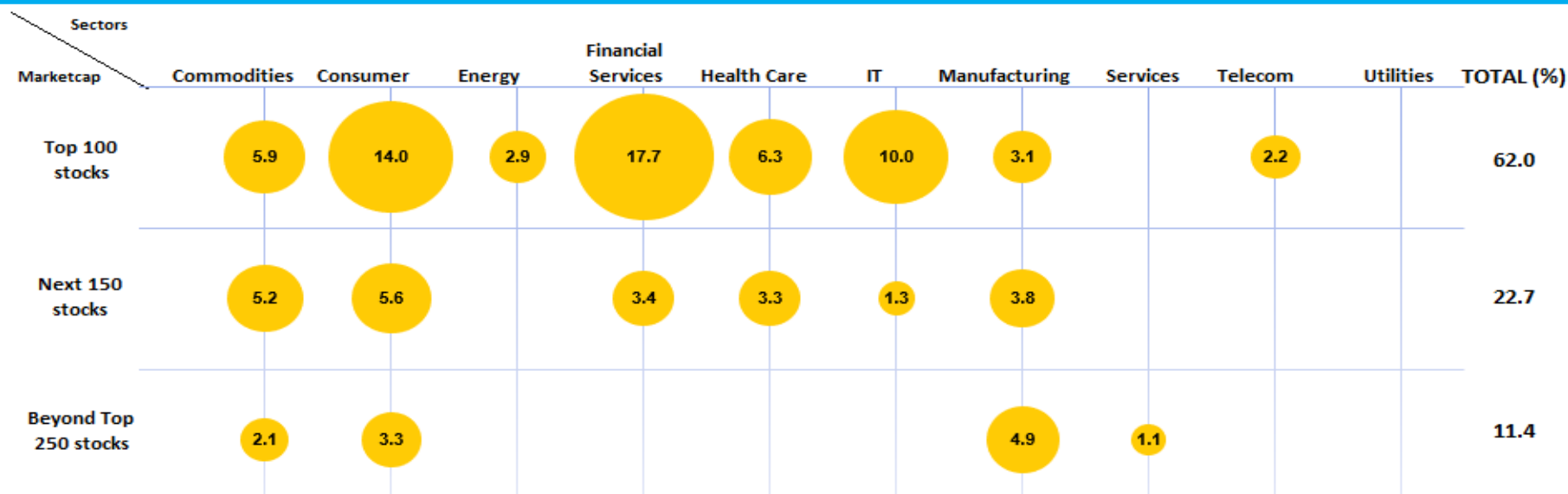
An open-ended equity scheme investing in infrastructure sector



L&T Infrastructure Fund	Weight in Scheme (%)	Weight in benchmark (%)	Current Positioning	Select Stocks
MANUFACTURING	53.82	18.13	Overweight to Index. Construction Project; Industrial Products; Industrial Capital Goods; Construction	Larsen & Toubro Ltd.; Honeywell Automation India Ltd.; Polycab India Ltd.; Grindwell Norton Ltd.; Orient Refractories Ltd.; AIA Engineering Ltd; Finolex Cables Ltd.; BEL.; Thermax Ltd.
COMMODITIES	25.58	16.67	Overweight to Index. Exposure to Cement; Ferrous Metals; Paper	The Ramco Cements Ltd.; UltraTech Cement Ltd.; Grasim Industries Ltd.; Shree Cements Ltd.; ACC Ltd.; Tata Steel Ltd.; Maharashtra Seamless Ltd.
TELECOMMUNICATIONS	6.62	11.67	Underweight to Index. Exposure to Select Stocks	Bharti Airtel Ltd.
ENERGY	5.56	33.65	Underweight to Index. Exposure to Select Stocks	RIL
UTILITIES	3.18	9.47	Underweight to Index, Exposure to Select Stocks	Tata Power Company Ltd.; KEC International Ltd.
SERVICES	2.59	6.64	Underweight to Index. Exposure to Select Stocks	Gujarat Pipavav Port Ltd.; Aegis Logistics Ltd.
CONSUMER	2.06	1.26	Neutral to Index. Exposure to Select Stocks.	Voltas Ltd.
FINANCIAL SERVICES	0	0.00	-	-
HEALTHCARE	0	2.50	-	-
IT	0	0.00	-	-

Portfolio Positioning: L&T Tax Advantage Fund

An open ended equity linked saving scheme with a statutory lock in of 3 years and tax benefit



L&T Tax Advantage Fund	Weight in Scheme (%)	Weight in benchmark (%)	Current Positioning	Select Stocks
CONSUMER	22.89	18.17	Overweight to Index. Exposure to Retailing; Consumer Non Durables; Textile Products	Emami Ltd.; ITC Ltd.; Berger Paints (I) Ltd.; Trent Ltd.; Titan Co. Ltd.; Asian Paints Ltd.
FINANCIAL SERVICES	21.16	33.00	Underweight to Index. Exposure to Select Stocks	ICICI Bank Ltd.; SBI; HDFC Bank Ltd.; Kotak Mahindra Bank Ltd.; HDFC Ltd.; CUB Ltd.
COMMODITIES	13.21	8.73	Overweight to Index. Exposure to Cement; Paper; Ferrous Metals	The Ramco Cements Ltd.; Shree Cements Ltd.; ACC Ltd.; Tata Steel Ltd.
MANUFACTURING	11.79	5.11	Overweight to Index. Exposure to Construction Project; Auto Ancillaries; Industrial Capital Goods; Industrial Products; Construction	Larsen & Toubro Ltd.; Engineers India Ltd.; Tube Investments Of India Ltd.; Ashoka Buildcon Ltd.; Techno Electric & Engg Co. Ltd.; BEL; Finolex Cables Ltd.; Tvs Srichakra Ltd.
IT	11.24	13.18	Underweight to Index. Exposure to Select Stocks.	Infosys Ltd.; HCL Tech. Ltd.; TCS Ltd.
HEALTHCARE	9.59	5.51	Overweight to Index. Exposure to Select Stocks.	Abbott India Ltd.; Sanofi India Ltd.; Alkem Labs Ltd.; IPCA Laboratories Ltd.; Dr. Reddy's Labs Ltd.
ENERGY	2.9	10.59	Underweight to Index. Exposure to Select Stocks.	Reliance Industries Ltd.
TELECOMMUNICATIONS	2.18	2.08	Neutral to Index. Exposure to Select Stocks.	Bharti Airtel Ltd.
SERVICES	1.1	1.14	Neutral to Index. Exposure to Select Stocks.	Aegis Logistics Ltd.
UTILITIES	0	2.49	-	-

Product label and Riskometers

This product is suitable for investors who are seeking*

***L&T Flexi Cap Fund** - An open-ended dynamic equity scheme investing across largecap, midcap and smallcap stocks: • Long term capital growth • Investment predominantly in equity and equity-related securities

***L&T Large and Midcap Fund** - An open-ended equity scheme investing in both largecap and midcap stocks: • Long term capital growth • Investment predominantly in equity and equity-related securities, with minimum allocation of atleast 35% each to large cap and midcap companies

***L&T India Large Cap Fund** - An open-ended equity scheme predominantly investing in large cap stocks: • Long term capital appreciation • Investment in equity and equity related securities, including equity derivatives in the Indian markets and foreign securities; with predominant investments in large cap stocks

***L&T India Value Fund** - An open-ended equity scheme following a value investment strategy: • Long term capital appreciation • Investment predominantly in equity and equity-related securities in Indian markets and foreign securities, with higher focus on undervalued securities

***L&T Tax Advantage Fund** - An open ended equity linked saving scheme with a statutory lock in of 3 years and tax benefit: • Long term capital growth • Investment predominantly in equity and equity-related securities

***L&T Focused Equity Fund** - An open ended equity scheme investing in maximum 30 stocks in large, mid and smallcap companies: • Long term capital appreciation • Investment in a concentrated portfolio of equity and equity related instruments of maximum 30 stocks.

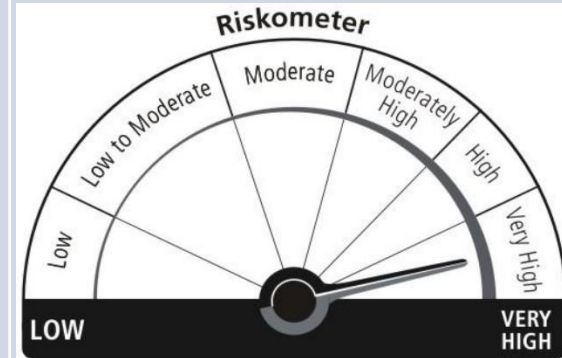
***L&T Business Cycles Fund** - An open-ended equity scheme following business cycles based investing theme: • Long term capital appreciation • Investment predominantly in equity and equity-related securities, including equity derivatives in Indian markets with focus on riding business cycles through dynamic allocation between various sectors and stocks at different stages of business cycles in the economy.

***L&T Infrastructure Fund** - An open-ended equity scheme investing in infrastructure sector: • Long term capital appreciation • Investment predominantly in equity and equity-related instruments of companies in the infrastructure sector

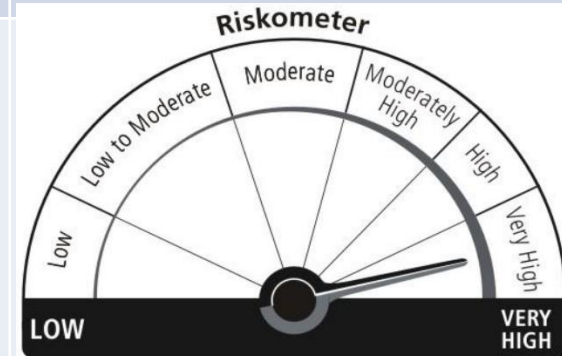
***L&T Midcap Fund** - An open ended equity scheme predominantly investing in mid cap stocks: • Long term capital appreciation • Investment primarily in midcap equity and equity-related securities

***L&T Emerging Businesses Fund** - An open-ended equity scheme predominantly investing in small cap stocks: • Long term capital appreciation • Investment predominantly in equity and equity-related securities, including equity derivatives in Indian markets with key theme focus being emerging companies (small cap stocks); and foreign securities

*Investors should consult their financial advisers if in doubt about whether the product is suitable for them.



Investors understand that their principal will be at very high risk



Investors understand that their principal will be at very high risk

Disclaimers

The risk level for risk-ometer is evaluated based on the scheme portfolio as on last day of the given month.

Please refer the Scheme related documents of each scheme, for other details like investment objective, asset allocation, risk factors etc. pertaining to individual schemes.

This document is for general information only and does not have regard to specific investment objectives, financial situation and the particular needs of any specific person who may receive this information. The data/information used/disclosed in this document is only for information purposes and not guaranteeing / indicating any returns. Investments in mutual funds and secondary markets inherently involve risks and recipient should consult their legal, tax and financial advisors before investing. Recipient of this presentation should understand that statements made herein regarding future prospects may not be realized. Recipient of this document should understand that any reference to the securities/ sectors/ schemes / indices in the document is only for illustration purpose.

The value of investments and any income from them can go down as well as up. The securities indicated in the presentation may or may not form a part of the portfolio of the Scheme as on the date of presentation. The distribution of this document in certain jurisdictions may be restricted or totally prohibited and accordingly, persons who come into possession of this presentation are required to inform themselves about, and to observe, any such restrictions. The portfolio information indicated is the current portfolio and may be changed at the discretion of the fund manager. The inclusion of any security in the portfolio should not be construed as a recommendation to buy such securities.

Sectors shown in bubble graph and the comparison are based on AMFI Macro Economic Sector.

The data and the information presented in this presentation is as on Apr 30, 2021

CL08188

Mutual Fund investments are subject to market risks, read all scheme related documents carefully.