

January 8, 2020

National Stock Exchange of India Limited

Exchange Plaza,
Plot No. C/1, G Block,
Bandra - Kurla Complex, Bandra (East),
Mumbai - 400 051.

BSE Limited

Corporate Relations Department,
1st Floor, New Trading Ring,
P. J. Towers, Dalal Street,
Mumbai - 400 001.

Symbol: L&TFH

Security Code No.: 533519

Kind Attn: Head – Listing Department / Dept of Corporate Communications

Sub: Shareholding Pattern for the quarter ended December 31, 2019

Dear Sir / Madam,

Pursuant to Regulation 31 of the SEBI (Listing Obligations and Disclosure Requirements) Regulations, 2015 ("Listing Regulations"), please find enclosed the Shareholding Pattern of the Company for the quarter ended December 31, 2019.

We request you to take the aforesaid on records.

Thanking you,

Yours faithfully,

For **L&T Finance Holdings Limited**


Apurva Rathod
Company Secretary and Compliance Officer


Encl: as above

L&T Finance Holdings Limited
Registered Office

Brindavan, Plot No. 177, C.S.T Road
Kalina, Santacruz (East)
Mumbai 400 098, Maharashtra, India
CIN: L67120MH2008PLC181833

T +91 22 6212 5000
F +91 22 6212 5553
E igrc@ltfs.com

www.ltfs.com

Shareholding Pattern under Regulation 31 of SEBI (Listing Obligations and Disclosure Requirements) Regulations, 2015

1.	Name	Name of Listed Entity: L&T Finance Holdings Limited
2.	Scrip Code/Name of Scrip/Class of Security:	533519 / L&TFH
3.	Share Holding Pattern Filed under:	Reg. 31(1)(a)/Reg. 31(1)(b)/Reg. 31(1)(c)
	a.	If under 31(1)(b) then indicate the report for Quarter ending December 31, 2019
	b.	If under 31(1)(c) then indicate date of allotment/extinguishment
4.	Declaration:	The Listed entity is required to submit the following declaration to the extent of submission of information:-

	Particulars	Yes*	No*
1	Whether the Listed Entity has issued any partly paid up shares?		No
2	Whether the Listed Entity has issued any Convertible Securities or Warrants?		No
3	Whether the Listed Entity has any shares against which depository receipts are issued?		No
4	Whether the Listed Entity has any shares in locked-in?	Yes	
5	Whether any shares held by promoters are pledge or otherwise encumbered?		No

* If the Listed Entity selects the option 'No' for the questions above, the columns for the partly paid up shares, Outstanding Convertible Securities/Warrants, depository receipts, locked-in shares, No of shares pledged or otherwise encumbered by promoters, as applicable, shall not be displayed at the time of dissemination on the Stock Exchange website. Also wherever there is 'No' declared by Listed Entity in above table the values will be considered as 'Zero' by default on submission of the format of holding of specified securities.

5 The tabular format for disclosure of holding of specified securities is as follows :-




Table I - Summary Statement holding of specified securities

Category	Category of shareholder	Nos. of shareholders	No. of fully paid up equity shares held	No. of Partly paid-up equity shares held	No. of shares underlying Depository Receipts	Total nos. shares held	Shareholding as a % of total no. of shares (calculated as per SCRR, 1957)	Number of Voting Rights held in each class of securities			No. of Shares Underlying Outstanding convertible securities (including Warrants)	Shareholding, as a % assuming full conversion of convertible securities (as a percentage of diluted share capital)	Number of Locked in shares		Number of Shares pledged or otherwise encumbered		Number of equity shares held in dematerialised form	
								Class eg: X	Class eg: y	Total			Total as a % of (A+B+C)	No. (a)	As a % of total Shares held(b)	No. (a)		As a % of total Shares held(b)
(I)	(II)	(III)	(IV)	(V)	(VI)	(VII) = (IV)+(V)+(VI)	(VIII) As a % of (A+B+C2)	(IX)			(X)	(XI) = (VII)+(X) As a % of (A+B+C2)	(XII)		(XIII)		(XIV)	
(A)	Promoter & Promoter Group	1	1277520203	0	0	1277520203	63.8598	1277520203	0	1277520203	63.8598	0	63.8598	107810899	8.439	0	0	1277520203
(B)	Public	519988	722987757	0	0	722987757	36.1402	722987757	0	722987757	36.1402	0	36.1402	0	0	NA	NA	722979956
(C)	Non Promoter - Non Public					0		0	0	0		0	0	0	0	NA	NA	0
(C1)	Shares Underlying DRs	0	0	0	0	0	0	0	0	0	0	0	0	0	0	NA	NA	0
(C2)	Shares Held By Employee Trust	0	0	0	0	0	0	0	0	0	0	0	0	0	0	NA	NA	0
Total		519989	2000507960	0	0	2000507960	100	2000507960	0	2000507960	100	0	100	107810899	5.3891	0	0	2000500159

L&T Finance Holdings Limited

Table II - Statement showing shareholding pattern of the Promoter and Promoter Group

	Category & Name of the shareholders	PAN	Nos. of shareholders	No. of fully paid up equity shares held	Partly paid-up equity shares held	No. of shares underlying Depository Receipts	Total nos. shares held	Shareholding % calculated as per SCRR, 1957 As a % of (A+B+C2)	Number of Voting Rights held in each class of securities			No. of Shares Underlying Outstanding convertible securities (including Warrants)	Shareholding, as a % assuming full conversion of convertible securities (as a percentage of diluted share capital)	Number of Locked in shares		Number of Shares pledged or otherwise encumbered		Number of equity shares held in dematerialised form	
									No of Voting Rights					Total as a % of (A+B+C)	No. (a)	As a % of total Shares held(b)	No. (a)		As a % of total Shares held(b)
									Class eg: X	Class eg: y	Total								
	(I)	(II)	(III)	(IV)	(V)	(VI)	(VII) = (IV)+(V)+ (VI)	(VIII) As a % of (A+B+C2)	(IX)			(X)	(XI)= (VII)+(X) As a % of (A+B+C2)	(XII)		(XIII)		(XIV)	
1	Indian																		
(a)	Individuals / Hindu Undivided Family		0	0	0	0	0	0	0	0	0	0	0	0	0	0	0	0	0
(b)	Central Government / State Government(s)		0	0	0	0	0	0	0	0	0	0	0	0	0	0	0	0	0
(c)	Financial Institutions / Banks		0	0	0	0	0	0	0	0	0	0	0	0	0	0	0	0	0
(d)	Any Other (Specify)		1	1277520203	0	0	1277520203	63.8598	1277520203	0	1277520203	63.8598	0	63.8598	107810899	8.4391	0	0	1277520203
	Bodies Corporate		1	1277520203	0	0	1277520203	63.8598	1277520203	0	1277520203	63.8598	0	63.8598	107810899	8.4391	0	0	1277520203
	Larsen And Toubro Limited	AAACL0140P	1	1277520203	0	0	1277520203	63.8598	1277520203	0	1277520203	63.8598	0	63.8598	107810899	8.4391	0	0	1277520203
	Sub Total (A)(1)		1	1277520203	0	0	1277520203	63.8598	1277520203	0	1277520203	63.8598	0	63.8598	107810899	8.4391	0	0	1277520203
2	Foreign																		
(a)	Individuals (Non-Resident Individuals / Foreign Individuals)		0	0	0	0	0	0	0	0	0	0	0	0	0	0	0	0	0
(b)	Government		0	0	0	0	0	0	0	0	0	0	0	0	0	0	0	0	0
(c)	Institutions		0	0	0	0	0	0	0	0	0	0	0	0	0	0	0	0	0
(d)	Foreign Portfolio Investor		0	0	0	0	0	0	0	0	0	0	0	0	0	0	0	0	0
(e)	Any Other (Specify)		0	0	0	0	0	0	0	0	0	0	0	0	0	0	0	0	0
	Sub Total (A)(2)		0	0	0	0	0	0	0	0	0	0	0	0	0	0	0	0	0
	Total Shareholding Of Promoter And Promoter Group (A)= (A)(1)+(A)(2)		1	1277520203	0	0	1277520203	63.8598	1277520203	0	1277520203	63.8598	0	63.8598	107810899	8.4391	0	0	1277520203

Details of Shares which remain unclaimed may be given hear along with details such as number of shareholders, outstanding shares held in demat/unclaimed suspense account, voting rights which are frozen etc.

No. of shareholders : 0

No. of shares outstanding : 0

Note :


(1) PAN would not be displayed on website of Stock Exchange(s)

(2) The term 'Encumbrance' has the same meaning as assigned under regulation 28(3) of SEBI (Substantial Acquisition of Shares and Takeovers) Regulations, 2011.



Table III - Statement showing shareholding pattern of the Public shareholder

Category & Name of the shareholders	PAN	Nos. of shareholders	No. of fully paid up equity shares held	Partly paid-up equity shares held	No. of shares underlying Depository Receipts	Total nos. shares held	Shareholding % calculated as per SCRR, 1957 As a % of (A+B+C2)	Number of Voting Rights held in each class of securities			No. of Shares Underlying Outstanding convertible securities (including Warrants)	Shareholding, as a % assuming full conversion of convertible securities (as a percentage of diluted share capital)	Number of Locked in shares		Number of Shares pledged or otherwise encumbered		Number of equity shares held in dematerialised form	
								No of Voting Rights					Total as a % of (A+B+C)	No. (a)	As a % of total Shares held(b)	No. (a)		As a % of total Shares held(b)
								Class eg: X	Class eg: y	Total								
(I)	(II)	(III)	(IV)	(V)	(VI)	(VII) = (IV)+(V)+(VI)	(VIII) As a % of (A+B+C2)	(IX)			(X)	(XI) = (VII)+(X) As a % of (A+B+C2)	(XII)	(XIII)		(XIV)		
1 Institutions																		
(a) Mutual Fund		14	15904848	0	0	15904848	0.795	15904848	0	15904848	0.795	0	0.795	0	0	NA	NA	15904848
(b) Venture Capital Funds		0	0	0	0	0	0	0	0	0	0	0	0	0	0	NA	NA	0
(c) Alternate Investment Funds		4	1806051	0	0	1806051	0.0903	1806051	0	1806051	0.0903	0	0.0903	0	0	NA	NA	1806051
(d) Foreign Venture Capital Investors		0	0	0	0	0	0	0	0	0	0	0	0	0	0	NA	NA	0
(e) Foreign Portfolio Investor		125	249875610	0	0	249875610	12.4906	249875610	0	249875610	12.4906	0	12.4906	0	0	NA	NA	249875610
Citigroup Global Markets Mauritius Private Limited	AAFCS3274C	1	57869992	0	0	57869992	2.8928	57869992	0	57869992	2.8928	0	2.8928	0	0	NA	NA	57869992
Smallcap World Fund, Inc	AABCS3581L	1	27926500	0	0	27926500	1.396	27926500	0	27926500	1.396	0	1.396	0	0	NA	NA	27926500
(f) Financial Institutions / Banks		2	7864709	0	0	7864709	0.3931	7864709	0	7864709	0.3931	0	0.3931	0	0	NA	NA	7864709
(g) Insurance Companies		5	63278059	0	0	63278059	3.1631	63278059	0	63278059	3.1631	0	3.1631	0	0	NA	NA	63278059
Icici Prudential Life Insurance Company Limited	AAACI7351P	1	60129158	0	0	60129158	3.0057	60129158	0	60129158	3.0057	0	3.0057	0	0	NA	NA	60129158
(h) Provident Funds/ Pension Funds		0	0	0	0	0	0	0	0	0	0	0	0	0	0	NA	NA	0
(i) Any Other (Specify)		0	0	0	0	0	0	0	0	0	0	0	0	0	0	NA	NA	0
Sub Total (B)(1)		150	338729277	0	0	338729277	16.9322	338729277	0	338729277	16.9322	0	16.9322	0	0	NA	NA	338729277
2 Central Government/ State Government(s)/ President of India																		
Sub Total (B)(2)		0	0	0	0	0	0	0	0	0	0	0	0	0	0	NA	NA	0
3 Non-Institutions																		
(a) Individuals				0	0											NA	NA	
i. Individual shareholders holding nominal share capital up to Rs. 2 lakhs.		497307	191458416	0	0	191458416	9.5705	191458416	0	191458416	9.5705	0	9.5705	0	0	NA	NA	191450615
ii. Individual shareholders holding nominal share capital in excess of Rs. 2 lakhs.		699	42452143	0	0	42452143	2.1221	42452143	0	42452143	2.1221	0	2.1221	0	0	NA	NA	42452143
(b) NBFCs registered with RBI		8	34453	0	0	34453	0.0017	34453	0	34453	0.0017	0	0.0017	0	0	NA	NA	34453
Trust Employee		0	0	0	0	0	0	0	0	0	0	0	0	0	0	NA	NA	0
(d) Overseas Depositories(holding DRs) (balancing figure)		0	0	0	0	0	0	0	0	0	0	0	0	0	0	NA	NA	0



Handwritten signatures and initials, including 'Rathod' and '38'.

Category & Name of the shareholders	PAN	Nos. of shareholders	No. of fully paid up equity shares held	Partly paid-up equity shares held	No. of shares underlying Depository Receipts	Total nos. shares held	Shareholding % calculated as per SCRR, 1957 As a % of (A+B+C2)	Number of Voting Rights held in each class of securities			No. of Shares Underlying Outstanding convertible securities (including Warrants)	Shareholding, as a % assuming full conversion of convertible securities (as a percentage of diluted share capital)	Number of Locked in shares		Number of Shares pledged or otherwise encumbered		Number of equity shares held in dematerialised form		
								Class eg: X	Class eg: y	Total			Total as a % of (A+B+C)	No. (a)	As a % of total Shares held(b)	No. (a)		As a % of total Shares held(b)	
																			No of Voting Rights
(I)	(II)	(III)	(IV)	(V)	(VI)	(VII) = (IV)+(V)+(VI)	(VIII) As a % of (A+B+C2)	(IX)			(X)	(XI) = (VII)+(X) As a % of (A+B+C2)	(XII)	(XIII)		(XIV)			
(e)	Any Other (Specify)		21824	150313468	0	0	150313468	7.5138	150313468	0	150313468	7.5138	0	7.5138	0	0	NA	NA	150313468
	Trusts		15	7567890	0	0	7567890	0.3783	7567890	0	7567890	0.3783	0	0.3783	0	0	NA	NA	7567890
	Hindu Undivided Family		13097	8783201	0	0	8783201	0.439	8783201	0	8783201	0.439	0	0.439	0	0	NA	NA	8783201
	Foreign Companies		2	95657961	0	0	95657961	4.7817	95657961	0	95657961	4.7817	0	4.7817	0	0	NA	NA	95657961
	Bc Asia Growth Investments	AADCB6851C	1	63820990	0	0	63820990	3.1902	63820990	0	63820990	3.1902	0	3.1902	0	0	NA	NA	63820990
	Bc Investments Vi Limited	AAGCB3659R	1	31836971	0	0	31836971	1.5914	31836971	0	31836971	1.5914	0	1.5914	0	0	NA	NA	31836971
	Non Resident Indians (Non Repat)		2349	2796211	0	0	2796211	0.1398	2796211	0	2796211	0.1398	0	0.1398	0	0	NA	NA	2796211
	Non Resident Indians (Repat)		4628	8056965	0	0	8056965	0.4027	8056965	0	8056965	0.4027	0	0.4027	0	0	NA	NA	8056965
	Clearing Member		302	2840192	0	0	2840192	0.142	2840192	0	2840192	0.142	0	0.142	0	0	NA	NA	2840192
	Bodies Corporate		1431	24611048	0	0	24611048	1.2302	24611048	0	24611048	1.2302	0	1.2302	0	0	NA	NA	24611048
	Sub Total (B)(3)		519838	384258480	0	0	384258480	19.208	384258480	0	384258480	19.208	0	19.208	0	0	NA	NA	384250679
	Total Public Shareholding (B)= (B)(1)+(B)(2)+(B)(3)		519988	722987757	0	0	722987757	36.1402	722987757	0	722987757	36.1402	0	36.1402	0	0	NA	NA	722979956

Details of the shareholders acting as person in concert including their shareholding (Number and %) : NIL

Details of shares which remain unclaimed may be given here along with details such as Number of shareholders, outstanding shares held in demat/unclaimed suspense account, voting rights which are frozen etc.

No. of shareholders : 6

No. of shares : 689

Voting rights frozen : 689


Note :

- (1) PAN would not be displayed on website of Stock Exchange(s)
- (2) The above format needs to be disclosed along with the name of following persons: Institutions/Non Institutions holding more than 1% of total number of shares.
- (3) W.r.t. the information pertaining to Depository Receipts, the same may be disclosed in the respective columns to the extent information available and the balance to be disclosed as held by custodian.



Table IV - Statement showing shareholding pattern of the Non Promoter- Non Public shareholder

Category & Name of the shareholders	PAN	Nos. of shareholders	No. of fully paid up equity shares held	Partly paid-up equity shares held	No. of shares underlying Depository Receipts	Total nos. shares held	Shareholding % calculated as per SCRR, 1957 As a % of (A+B+C2)	Number of Voting Rights held in each class of securities			No. of Shares Underlying Outstanding convertible securities (including Warrants)	Shareholding, as a % assuming full conversion of convertible securities (as a percentage of diluted share capital)	Number of Locked in shares		Number of Shares pledged or otherwise encumbered		Number of equity shares held in dematerialised form	
								No of Voting Rights					Total as a % of (A+B+C)	No. (a)	As a % of total Shares held(b)	No. (a)		As a % of total Shares held(b)
								Class eg: X	Class eg: y	Total								
1 Custodian/DR Holder		0	0	0	0	0	0	0	0	0	0	0	0	0	0	0	0	0
2 Employee Benefit Trust (under SEBI (Share based Employee Benefit) Regulations, 2014)		0	0	0	0	0	0	0	0	0	0	0	0	0	0	0	0	0
Total Non-Promoter- Non Public Shareholding (C)= (C)(1)+(C)(2)		0	0	0	0	0	0	0	0	0	0	0	0	0	0	0	0	0



Ratna

Table V- Statement showing details of significant beneficial owners (SBOs)

Sr. No	Details of the SBO (I)			Details of the registered owner (II)			Details of holding/ exercise of right of the SBO in the reporting company, whether direct or indirect*: (III)		Date of creation / acquisition of significant beneficial interest# (IV)
	Name	PAN/ Passport No. in case of a foreign national	Nationality	Name	PAN/ Passport No. in case of a foreign national	Nationality	Whether by virtue of:		
							Shares	__%	
							Voting rights	__%	
							Rights on distributable dividend or any other distribution	__%	
							Exercise of control	__%	
							Exercise of significant influence	__%	

* In case the nature of the holding/ exercise of the right of a SBO falls under multiple categories specified under (a) to (e) under Column III, multiple rows for the same SBO shall be inserted

This column shall have the details as specified by the listed entity under Form No. BEN-2 as submitted to the Registrar.

