

October 12, 2018

National Stock Exchange of India Limited
Exchange Plaza,
Plot No. C/1, G Block,
Bandra - Kurla Complex, Bandra (East),
Mumbai - 400 051.

BSE Limited
Corporate Relations Department,
1st Floor, New Trading Ring,
P. J. Towers, Dalal Street,
Mumbai - 400 001.

Symbol: L&TFH

Security Code No.: 533519

Kind Attn: Head – Listing Department / Dept of Corporate Communications

Sub: Shareholding Pattern for the quarter ended September 30, 2018

Dear Sir / Madam,

Pursuant to Regulation 31 of the SEBI (Listing Obligations and Disclosure Requirements) Regulations, 2015 ("Listing Regulations"), please find enclosed the Shareholding Pattern of the Company for the quarter ended September 30, 2018.

We request you to take the aforesaid on records.

Thanking you,

Yours faithfully,

For **L&T Finance Holdings Limited**

Yashraj
Rathod
Apurva Rathod
Company Secretary and Compliance Officer

Encl: as above

L&T Finance Holdings Limited
Registered Office

Brindavan, Plot No. 177, C.S.T Road
Kalina, Santacruz (East)
Mumbai 400 098, Maharashtra, India
CIN: L67120MH2008PLC181833

T +91 22 6212 5000
F +91 22 6621 7509
E igrc@lifs.com

www.lifs.com

1. Name of Listed Entity: L&T Finance Holdings Limited
2. Scrip Code/Name of Scrip/Class of Security: **533519 / L&TFH**
3. Share Holding Pattern Filed under: ~~Reg. 31(1)(a)/Reg. 31(1)(b)/Reg. 31(1)(c)~~
 - a. If under 31(1)(b) then indicate the report for Quarter ending **September 30, 2018**
 - b. If under 31(1)(c) then indicate date of allotment/extinguishment
4. Declaration: The Listed entity is required to submit the following declaration to the extent of submission of information:-

Sr. No.	Particulars	Yes*	No*
1	Whether the Listed Entity has issued any partly paid up shares?		No
2	Whether the Listed Entity has issued any Convertible Securities or Warrants?		No
3	Whether the Listed Entity has any shares against which depository receipts are issued?		No
4	Whether the Listed Entity has any shares in locked-in?	Yes	
5	Whether any shares held by promoters are pledge or otherwise encumbered?		No

* If the Listed Entity selects the option 'No' for the questions above, the columns for the partly paid up shares, Outstanding Convertible Securities/Warrants, depository receipts, locked-in shares, No of shares pledged or otherwise encumbered by promoters, as applicable, shall not be displayed at the time of dissemination on the Stock Exchange website. Also wherever there is 'No' declared by Listed Entity in above table the values will be considered as 'Zero' by default on submission of the format of holding of specified securities.

5. The tabular format for disclosure of holding of specified securities is as follows :-


L&T Finance Holdings Limited

Y. Kumar
R. S. H.
Rathore
 Company Secretary

L&T Finance Holdings Limited

Table I - Summary Statement holding of specified securities

Category	Category of shareholder	Nos. of shareholders	No. of fully paid up equity shares held	No. of Partly paid-up equity shares held	No. of shares underlying Depository Receipts	Total nos. shares held	Shareholding as a % of total no. of shares (calculated as per SCRR, 1957)	Number of Voting Rights held in each class of securities			No. of Shares Underlying Outstanding convertible securities (including Warrants)	Shareholding as a % assuming full conversion of convertible securities (as a percentage of diluted share)	Number of Locked in shares		Number of Shares pledged or otherwise encumbered		Number of equity shares held in dematerialised form	
								No of Voting Rights					Total as a % of (A+B+C)	No. (a)	As a % of total Shares held(b)	No. (a)		As a % of total Shares held(b)
								Class eg: X	Class eg: y	Total								
(i)	(ii)	(iii)	(iv)	(v)	(vi)	(vii) = (iv)+(v)+	(viii) As a % of	(ix)			(x)	(xi)=	(xii)		(xiii)		(xiv)	
(A)	Promoter & Promoter Group	1	1277520203	0	0	1277520203	63.9704	1277520203	0	1277520203	63.9704	0	63.9704	107810899	8.439	0	0	1277520203
(B)	Public	470494	719529582	0	0	719529582	36.0296	719529582	0	719529582	36.0296	0	36.0296	0	0	NA	NA	719518532
(C)	Non Promoter - Non Public				0				0			0			0	NA	NA	
(C1)	Shares Underlying DRs	0	0	0	0	0	0	0	0	0	0	0	0	0	0	NA	NA	0
(C2)	Shares Held By Employee Trust	0	0	0	0	0	0	0	0	0	0	0	0	0	0	NA	NA	0
	Total	470495	1997049785	0	0	1997049785	100	1997049785	0	1997049785	100	0	100	107810899	5.3985	0	0	1997038735



Handwritten signature and initials

Table II - Statement showing shareholding pattern of the Promoter and Promoter Group

Category & Name of the shareholders	PAN	Nos. of shareholders	No. of fully paid up equity shares held	Partly paid-up equity shares held	No. of shares underlying Depository Receipts	Total nos. shares held	Shareholding % calculated as per SCRR, 1957 As a % of (A+B+C2)	Number of Voting Rights held in each class of securities			No. of Shares Underlying Outstanding convertible securities (including Warrants)	Shareholding as a % assuming full conversion of convertible securities (as a percentage of diluted share capital)	Number of Locked in shares		Number of Shares pledged or otherwise encumbered		Number of equity shares held in dematerialised form		
								No of Voting Rights					Total as a % of (A+B+C)	No. (a)	As a % of total Shares held(b)	No. (a)		As a % of total Shares held(b)	
								Class eg: X	Class eg: y	Total									
(I)	(II)	(III)	(IV)	(V)	(VI)	(VII) = (IV)+(V)+(VI)	(VIII) As a % of (A+B+C2)	(IX)			(X)	(XI)= (VII)+(X) As a % of (A+B+C2)	(XII)		(XIII)	(XIV)			
1 Indian																			
(a) Individuals / Hindu Undivided Family			0	0	0	0	0	0	0	0	0	0	0	0	0	0	0		
(b) Central Government / State Government(s)			0	0	0	0	0	0	0	0	0	0	0	0	0	0	0		
(c) Financial Institutions / Banks			0	0	0	0	0	0	0	0	0	0	0	0	0	0	0		
(d) Any Other (Specify)			1	1277520203	0	0	1277520203	63.9704	1277520203	0	1277520203	63.9704	0	63.9704	107810899	8.4391	0	0	1277520203
Bodies Corporate			1	1277520203	0	0	1277520203	63.9704	1277520203	0	1277520203	63.9704	0	63.9704	107810899	8.4391	0	0	1277520203
Larsen And Toubro Limited	AAACL0140		1	1277520203	0	0	1277520203	63.9704	1277520203	0	1277520203	63.9704	0	63.9704	107810899	8.4391	0	0	1277520203
Sub Total (A)(1)			1	1277520203	0	0	1277520203	63.9704	1277520203	0	1277520203	63.9704	0	63.9704	107810899	8.4391	0	0	1277520203
2 Foreign																			
(a) Resident Individuals / Foreign Individuals			0	0	0	0	0	0	0	0	0	0	0	0	0	0	0	0	0
(b) Government			0	0	0	0	0	0	0	0	0	0	0	0	0	0	0	0	0
(c) Institutions			0	0	0	0	0	0	0	0	0	0	0	0	0	0	0	0	0
(d) Foreign Portfolio Investor			0	0	0	0	0	0	0	0	0	0	0	0	0	0	0	0	0
(e) Any Other (Specify)			0	0	0	0	0	0	0	0	0	0	0	0	0	0	0	0	0
Sub Total (A)(2)			0	0	0	0	0	0	0	0	0	0	0	0	0	0	0	0	0
Total Shareholding Of Promoter And Promoter Group (A)= (A)(1)+(A)(2)			1	1277520203	0	0	1277520203	63.9704	1277520203	0	1277520203	63.9704	0	63.9704	107810899	8.4391	0	0	1277520203

Details of Shares which remain unclaimed may be given hear along with details such as number of shareholders, outstanding shares held in demat/unclaimed suspense account, voting rights which are frozen etc.

No. of shareholders : 0

No. of shares outstanding : 0

No

(1) PAN would not be displayed on website of Stock Exchange(s)

(2) The term 'Encumbrance' has the same meaning as assigned under regulation 28(3) of SEBI (Substantial Acquisition of Shares and Takeovers) Regulations, 2011.




Table III - Statement showing shareholding pattern of the Public shareholder

Category & Name of the shareholders	PAN	Nos. of shareholders	No. of fully paid up equity shares held	Partly paid-up equity shares held	No. of shares underlying Depository Receipts	Total nos. shares held	Shareholding % calculated as per SCRR, 1957 As a % of (A+B+C2)	Number of Voting Rights held in each class of securities			No. of Shares Outstanding convertible securities (including Warrants)	Shareholding, as a % assuming full conversion of convertible securities (as a percentage of diluted share capital)	Number of Locked in shares		Number of Shares pledged or otherwise encumbered		Number of equity shares held in dematerialised form
								No of Voting Rights		Total as a % of (A+B+C)			No. (a)	As a % of total Shares held(b)	No. (b)	As a % of total Shares held(b)	
								Class eg: X	Class eg: y								
(I)	(II)	(III)	(IV)	(V)	(VI)	(VII) = (IV)+(V)+(VI)	(VIII) As a % of (A+B+C2)	(IX)			(X)	(XI) = (VII)+(X) As a % of (A+B+C2)	(XII)	(XIII)	(XIV)		
1 Institutions																	
(a) Mutual Fund		22	91935995	0	0	91935995	4.6036	91935995	0	91935995	4.6036	0	0	NA	NA		91935995
Aditya Birla Sun Life Trustee Private Limited A/C Aditya Birla Sun Life Equity Hybrid '95 Fund	AAATB0102C	1	47751065	0	0	47751065	2.3911	47751065	0	47751065	2.3911	0	0	NA	NA		47751065
(b) Venture Capital Funds		0	0	0	0	0	0	0	0	0	0	0	0	NA	NA		0
(c) Alternate Investment Funds		2	1235100	0	0	1235100	0.0618	1235100	0	1235100	0.0618	0	0	NA	NA		1235100
(d) Foreign Venture Capital Investors		0	0	0	0	0	0	0	0	0	0	0	0	NA	NA		0
(e) Foreign Portfolio Investor		133	175728295	0	0	175728295	8.7994	175728295	0	175728295	8.7994	0	0	NA	NA		175728295
Citigroup Global Markets Mauritius Private Limited	AAFC3274C	1	57869992	0	0	57869992	2.8978	57869992	0	57869992	2.8978	0	0	NA	NA		57869992
(f) Financial Institutions / Banks		6	8638115	0	0	8638115	0.4325	8638115	0	8638115	0.4325	0	0	NA	NA		8638115
(g) Insurance Companies		0	0	0	0	0	0	0	0	0	0	0	0	NA	NA		0
(h) Provident Funds/ Pension Funds		0	0	0	0	0	0	0	0	0	0	0	0	NA	NA		0
(i) Any Other (Specify)		0	0	0	0	0	0	0	0	0	0	0	0	NA	NA		0
Sub Total (B)(1)		163	277537505	0	0	277537505	13.8974	277537505	0	277537505	13.8974	0	0	NA	NA		277537505
2 Central Government/ State Government(s)/ President of India																	
Sub Total (B)(2)		0	0	0	0	0	0	0	0	0	0	0	0	NA	NA		0
3 Non-Institutions																	
(a) Individuals				0	0									NA	NA		
i. Individual shareholders holding nominal share capital up to Rs. 2 lakhs.		449004	177069810	0	0	177069810	8.8666	177069810	0	177069810	8.8666	0	0	NA	NA		177058760
ii. Individual shareholders holding nominal share capital in excess of Rs. 2 lakhs.		686	44471098	0	0	44471098	2.2268	44471098	0	44471098	2.2268	0	0	NA	NA		44471098
(b) NBFCs registered with RBI		21	154991	0	0	154991	0.0078	154991	0	154991	0.0078	0	0	NA	NA		154991
(c) Employee Trusts		0	0	0	0	0	0	0	0	0	0	0	0	NA	NA		0
(d) Overseas Depositories(holding DRs) (balancing figure)		0	0	0	0	0	0	0	0	0	0	0	0	NA	NA		0
(e) Any Other (Specify)		20620	220296178	0	0	220296178	11.0311	220296178	0	220296178	11.0311	0	0	NA	NA		220296178
Trusts		24	7877213	0	0	7877213	0.3944	7877213	0	7877213	0.3944	0	0	NA	NA		7877213
Foreign Nationals		1	2397	0	0	2397	0.0001	2397	0	2397	0.0001	0	0	NA	NA		2397
Hindu Undivided Family		11902	8143077	0	0	8143077	0.4078	8143077	0	8143077	0.4078	0	0	NA	NA		8143077
Foreign Companies		2	95657961	0	0	95657961	4.79	95657961	0	95657961	4.79	0	0	NA	NA		95657961
Bc Asia Growth Investments	AADC6851C	1	63820990	0	0	63820990	3.1958	63820990	0	63820990	3.1958	0	0	NA	NA		63820990
Bc Investments VI Limited	AAGCB3659R	1	31836971	0	0	31836971	1.5942	31836971	0	31836971	1.5942	0	0	NA	NA		31836971
Non Resident Indians (Non Repat)		2000	2450390	0	0	2450390	0.1227	2450390	0	2450390	0.1227	0	0	NA	NA		2450390
Non Resident Indians (Repat)		4465	7275463	0	0	7275463	0.3643	7275463	0	7275463	0.3643	0	0	NA	NA		7275463
Clearing Member		452	12497531	0	0	12497531	0.6258	12497531	0	12497531	0.6258	0	0	NA	NA		12497531
Bodies Corporate		1774	86392146	0	0	86392146	4.326	86392146	0	86392146	4.326	0	0	NA	NA		86392146
leici Prudential Life Insurance Company Limited	AAAC17351P	1	45330464	0	0	45330464	2.2699	45330464	0	45330464	2.2699	0	0	NA	NA		45330464
Sub Total (B)(3)		470331	441992077	0	0	441992077	22.1323	441992077	0	441992077	22.1323	0	0	NA	NA		441981027
Total Public Shareholding (B) = (B)(1)+(B)(2)+(B)(3)		470494	719529582	0	0	719529582	36.0296	719529582	0	719529582	36.0296	0	0	NA	NA		719518532

Details of the shareholders acting as person in concert including their shareholding (Number and %) : NIL
 Details of shares which remain unclaimed may be given here along with details such as Number of shareholders, outstanding shares held in demat/unclaimed suspense account, voting rights which are frozen etc.
 No. of shareholders : 6 No. of shares : 689 Voting rights frozen : 689

Note :
 (1) PAN would not be displayed on website of Stock Exchange(s)
 (2) The above format needs to be disclosed along with the name of following persons: Institutions/Non Institutions holding more than 1% of total number of shares.
 (3) W.r.t. the information pertaining to Depository Receipts, the same may be disclosed in the respective columns to the extent information available and the balance to be disclosed as held by custodian.




Table IV - Statement showing shareholding pattern of the Non Promoter- Non Public shareholder

	Category & Name of the shareholders	PAN	Nos. of shareholders	No. of fully paid up equity shares held	Partly paid-up equity shares held	No. of shares underlying Depository Receipts	Total nos. shares held	Shareholding % calculated as per SCRR, 1957 As a % of (A+B+C2)	Number of Voting Rights held in each class of securities			No. of Shares Underlying Outstanding convertible securities (including Warrants)	Shareholding , as a % assuming full conversion of convertible securities (as a percentage of diluted share capital)	Number of Locked in shares		Number of Shares pledged or otherwise encumbered		Number of equity shares held in dematerialised form	
									No of Voting Rights					Total as a % of (A+B+C)	No. (a)	As a % of total Shares held(b)	No. (a)		As a % of total Shares held(b)
									Class eg: X	Class eg: y	Total								
	(I)	(II)	(III)	(IV)	(V)	(VI)	(VII) =	(VIII) As a % of	(IX)			(X)	(XI)= (VII)+(X) As a	(XII)	(XIII)		(XIV)		
1	Custodian/DR Holder		0	0	0	0	0	0	0	0	0	0	0	0	0	0	0	0	0
2	Employee Benefit Trust (under SEBI (Share based Employee Benefit) Regulations, 2014)		0	0	0	0	0	0	0	0	0	0	0	0	0	0	0	0	0
	Total Non-Promoter- Non Public Shareholding (C)= (C)(1)+(C)(2)		0	0	0	0	0	0	0	0	0	0	0	0	0	0	0	0	0



Handwritten signatures and initials, including a large 'R' and '84'.