

July 11, 2018

National Stock Exchange of India Limited
Exchange Plaza,
Plot No. C/1, G Block,
Bandra - Kurla Complex, Bandra (East),
Mumbai - 400 051.

BSE Limited
Corporate Relations Department,
1st Floor, New Trading Ring,
P. J. Towers, Dalal Street,
Mumbai - 400 001.

Symbol: L&TFH

Security Code No.: 533519

Kind Attn: Head – Listing Department / Dept of Corporate Communications

Sub: Shareholding Pattern for the quarter ended June 30, 2018

Dear Sir / Madam,

Pursuant to Regulation 31 of the SEBI (Listing Obligations and Disclosure Requirements) Regulations, 2015, please find enclosed the Shareholding Pattern of the Company for the quarter ended June 30, 2018.

We request you to take the aforesaid on records.

Thanking you,

Yours faithfully,

For **L&T Finance Holdings Limited**

Yash
Rathod
Apurva Rathod
Company Secretary and Compliance Officer

Encl: as above

FORMAT OF HOLDING OF SPECIFIED SECURITIES

Annexure - 1

- 1 Name of Listed Entity : **L&T Finance Holdings Limited**
 2 Scrip Code/Name of Scrip/Class of Security : **533519 / L&TFH**
 3 Share Holding Pattern Filed under: ~~Reg. 31(1)(a)/Reg. 31(1)(b)/Reg. 31(1)(c)~~
 a. If under 31(1)(b) then indicate the report for Quarter ending : **June 30, 2018**
 b. If under 31(1)(c) then indicate date of allotment/extinguishment
 4 Declaration: The Listed entity is required to submit the following declaration to the extent of submission of information:-

Sr. No.	Particulars	Yes*	No*
1	Whether the Listed Entity has issued any partly paid up shares?		No
2	Whether the Listed Entity has issued any Convertible Securities or Warrants?		No
3	Whether the Listed Entity has any shares against which depository receipts are issued?		No
4	Whether the Listed Entity has any shares in locked-in?	Yes	
5	Whether any shares held by promoters are pledge or otherwise encumbered?		No

* If the Listed Entity selects the option 'No' for the questions above, the columns for the partly paid up shares, Outstanding Convertible Securities/Warrants, depository receipts, locked-in shares, No of shares pledged or otherwise encumbered by promoters, as applicable, shall not be displayed at the time of dissemination on the Stock Exchange website. Also wherever there is 'No' declared by Listed Entity in above table the values will be considered as 'Zero' by default on submission of the format of holding of specified securities.


- 5 The tabular format for disclosure of holding of specified securities is as follows :-

L&T Finance Holdings Limited

Yashwanth
Rathod
 Company Secretary
J Ph

Table I - Summary Statement holding of specified securities

Category	Category of shareholder	Nos. of shareholders	No. of fully paid up equity shares held	No. of Partly paid-up equity shares held	No. of shares underlying Depository Receipts	Total nos. shares held	Shareholding as a % of total no. of shares (calculated as per SCRR, 1957)	Number of Voting Rights held in each class of securities			No. of Shares Underlying Outstanding convertible securities (including Warrants)	Total Shareholding, as a % assuming full conversion of convertible securities (as a percentage of diluted share capital)	Number of Locked in shares		Number of Shares pledged or otherwise encumbered		Number of equity shares held in dematerialised form	
								No of Voting Rights		Total as a % of Total voting rights (A+B+C)			No. (a)	As a % of total Shares held(b)	No. (a)	As a % of total Shares held(b)		
								Class Equity	Class eg: y									Total
(I)	(II)	(III)	(IV)	(V)	(VI)	(VII) = (IV)+(V)+ (VI)	(VIII) As a % of (A+B+C2)	(IX)			(X)	(XI)= (VII)+(X) As a % of (A+B+C2)	(XII)		(XIII)		(XIV)	
(A)	Promoter & Promoter Group	1	1277520203	0	0	1277520203	64.0119	1277520203	0	1277520203	64.0119	0	64.0119	1277520203	100	0	0	1277520203
(B)	Public	438215	718234507	0	0	718234507	35.9881	718234507	0	718234507	35.9881	0	35.9881	0	0	NA	0	718217124
(C)	Non Promoter - Non Public	NA																
(C1)	Shares Underlying DRs	0	0	0	0	0	0	0	0	0	0	0	0	0	0	NA	0	0
(C2)	Shares Held By Employee Trust	0	0	0	0	0	0	0	0	0	0	0	0	0	0	NA	0	0
	Total	438216	1995754710	0	0	1995754710	100	1995754710	0	1995754710	100	0	100	1277520203	64.0118	0	0	1995737327



Yamini

Rathod

Table II - Statement showing shareholding pattern of the Promoter and Promoter Group

	Category & Name of the shareholders	PAN	Nos. of shareholders	No. of fully paid up equity shares held	Partly paid-up equity shares held	No. of shares underlying Depository Receipts	Total nos. shares held	Shareholding % calculated as per SCRR, 1957 As a % of (A+B+C2)	Number of Voting Rights held in each class of securities			No. of Shares Underlying Outstanding convertible securities (including Warrants)	Total Shareholding, as a % assuming full conversion of convertible securities (as a percentage of diluted share capital)	Number of Locked in shares		Number of Shares pledged or otherwise encumbered		Number of equity shares held in dematerialised form	
									No of Voting Rights					Total as a % of Total voting rights (A+B+C)	No. (a)	As a % of total Shares held(b)	No. (a)		As a % of total Shares held(b)
									Class Equity	Class eg: y	Total								
	(i)	(ii)	(iii)	(iv)	(v)	(vi)	(vii) = (iv)+(v)+ (vi)	(viii) As a % of (A+B+C2)	(ix)			(x)	(xi)= (vii)+(x) As a % of (A+B+C2)	(xii)		(xiii)		(xiv)	
1	Indian																		
(a)	Individuals / Hindu Undivided Family		0	0	0	0	0	0	0	0	0	0	0	0	0	0	0	0	0
(b)	Central Government / State Government(s)		0	0	0	0	0	0	0	0	0	0	0	0	0	0	0	0	0
(c)	Financial Institutions / Banks		0	0	0	0	0	0	0	0	0	0	0	0	0	0	0	0	0
(d)	Any Other (Specify)		1	1277520203	0	0	1277520203	64.0119	1277520203	0	1277520203	64.0119	0	64.0119	1277520203	100	0	0	1277520203
	Bodies Corporate		1	1277520203	0	0	1277520203	64.0119	1277520203	0	1277520203	64.0119	0	64.0119	1277520203	100	0	0	1277520203
	Larsen And Toubro Limited	AAACLO140P	1	1277520203	0	0	1277520203	64.0119	1277520203	0	1277520203	64.0119	0	64.0119	1277520203	100	0	0	1277520203
	Sub Total (A)(1)		1	1277520203	0	0	1277520203	64.0119	1277520203	0	1277520203	64.0119	0	64.0119	1277520203	100	0	0	1277520203
2	Foreign																		
(a)	Individuals (Non-Resident Individuals / Foreign Individuals)		0	0	0	0	0	0	0	0	0	0	0	0	0	0	0	0	0
(b)	Government		0	0	0	0	0	0	0	0	0	0	0	0	0	0	0	0	0
(c)	Institutions		0	0	0	0	0	0	0	0	0	0	0	0	0	0	0	0	0
(d)	Foreign Portfolio Investor		0	0	0	0	0	0	0	0	0	0	0	0	0	0	0	0	0
(e)	Any Other (Specify)		0	0	0	0	0	0	0	0	0	0	0	0	0	0	0	0	0
	Sub Total (A)(2)		0	0	0	0	0	0	0	0	0	0	0	0	0	0	0	0	0
	Total Shareholding Of Promoter And Promoter Group (A)= (A)(1)+(A)(2)		1	1277520203	0	0	1277520203	64.0119	1277520203	0	1277520203	64.0119	0	64.0119	1277520203	100	0	0	1277520203

Details of shares which remain unclaimed may be given here along with details such as number of shareholders, outstanding shares held in demat/unclaimed suspense account, voting rights which are frozen etc.

No. of shareholders : 0

No. of shares outstanding : 0

Note :

(1) PAN would not be displayed on website of Stock Exchange(s). (2) The term "Encumbrance" has the same meaning as assigned under Regulation 28(3) of SEBI (Substantial Acquisition of Shares and Takeovers) Regulations, 2011.




Table III - Statement showing shareholding pattern of the Public shareholder

Category & Name of the shareholders	PAN	Nos. of shareholders	No. of fully paid up equity shares held	Partly paid-up equity shares held	No. of shares underlying Depository Receipts	Total nos. shares held	Shareholding % calculated as per SCRR, 1957 As a % of (A+B+C2)	Number of Voting Rights held in each class of securities			No. of Shares Outstanding convertible securities (Including Warrants)	Shareholding, as a % assuming full conversion of convertible securities (as a percentage of diluted share capital)	Number of Locked in shares		Number of Shares pledged or otherwise encumbered		Number of equity shares held in dematerialised form	
								No of Voting Rights		Total as a % of Total voting rights(A+B+C)			No. (a)	As a % of total Shares held(b)	No. (a)	As a % of total Shares held(b)		
								Class Equity	Class eg: y									Total
(I)	(II)	(III)	(IV)	(V)	(VI)	(VII) =	(VIII) As a %	(IX)			(X)	(XI)= (VII)+(X)	(XII)		(XIII)		(XIV)	
1 Institutions																		
(a) Mutual Fund		24	91580299	0	0	91580299	4.5888	91580299	0	91580299	4.5888	0	4.5888	0	0	NA	NA	91580299
Aditya Birla Sun Life Trustee Private Limited A/C Aditya Birla Sun Life Equity Hybrid '95 Fund	AAATB0102C	1	57510773	0	0	57510773	2.8817	57510773	0	57510773	2.8817	0	2.8817	0	0	NA	NA	57510773
(b) Venture Capital Funds		0	0	0	0	0	0	0	0	0	0	0	0	0	0	NA	NA	0
(c) Alternate Investment Funds		3	1417600	0	0	1417600	0.071	1417600	0	1417600	0.071	0	0.071	0	0	NA	NA	1417600
(d) Foreign Venture Capital Investors		0	0	0	0	0	0	0	0	0	0	0	0	0	0	NA	NA	0
(e) Foreign Portfolio Investor		138	197975572	0	0	197975572	9.9198	197975572	0	197975572	9.9198	0	9.9198	0	0	NA	NA	197975572
Citigroup Global Markets Mauritius Private Limited	AAFC3274C	1	57869992	0	0	57869992	2.8997	57869992	0	57869992	2.8997	0	2.8997	0	0	NA	NA	57869992
(f) Financial Institutions / Banks		8	10061006	0	0	10061006	0.5041	10061006	0	10061006	0.5041	0	0.5041	0	0	NA	NA	10061006
(g) Insurance Companies		0	0	0	0	0	0	0	0	0	0	0	0	0	0	NA	NA	0
(h) Provident Funds/ Pension Funds		0	0	0	0	0	0	0	0	0	0	0	0	0	0	NA	NA	0
(i) Any Other (Specify)		0	0	0	0	0	0	0	0	0	0	0	0	0	0	NA	NA	0
Sub Total (B)(1)		173	301034477	0	0	301034477	15.0837	301034477	0	301034477	15.0837	0	15.0837	0	0	NA	NA	301034477
2 Central Government/ State Government(s)/ President of India																		
Sub Total (B)(2)		0	0	0	0	0	0	0	0	0	0	0	0	0	0	NA	NA	0




Table III - Statement showing shareholding pattern of the Public shareholder

Category & Name of the shareholders	PAN	Nos. of shareholders	No. of fully paid up equity shares held	Partly paid-up equity shares held	No. of shares underlying Depository Receipts	Total nos. shares held	Shareholding % calculated as per SCRR, 1957 As a % of (A+B+C2)	Number of Voting Rights held in each class of securities			No. of Shares Underlying Outstanding convertible securities (including Warrants)	Shareholding, as a % assuming full conversion of convertible securities (as a percentage of diluted share capital)	Number of Locked in shares		Number of Shares pledged or otherwise encumbered		Number of equity shares held in dematerialised form	
								No of Voting Rights					Total as a % of Total voting rights(A+B+C)	No. (a)	As a % of total Shares held(b)	No. (a)		As a % of total Shares held(b)
								Class Equity	Class eg: y	Total								
(I)	(II)	(III)	(IV)	(V)	(VI)	(VII) =	(VIII) As a %	(IX)			(X)	(XI)= (VII)+(X)	(XII)		(XIII)		(XIV)	
3 Non-Institutions																		
(a) Individuals			0	0									0		NA	NA		
i. Individual shareholders holding nominal share capital up to Rs. 2		418860	164002911	0	0	164002911	8.2176	164002911	0	164002911	8.2176	0	8.2176	0	0	NA	NA	163985528
ii. Individual shareholders holding nominal share capital in excess of Rs.		627	40710720	0	0	40710720	2.0399	40710720	0	40710720	2.0399	0	2.0399	0	0	NA	NA	40710720
(b) NBFCs registered with RBI		18	132285	0	0	132285	0.0066	132285	0	132285	0.0066	0	0.0066	0	0	NA	NA	132285
(c) Employee Trusts		0	0	0	0	0	0	0	0	0	0	0	0	0	0	NA	NA	0
(d) Overseas Depositories(holding DRs) (balancing figure)		0	0	0	0	0	0	0	0	0	0	0	0	0	0	NA	NA	0
(e) Any Other (Specify)		18537	212354114	0	0	212354114	10.6403	212354114	0	212354114	10.6403	0	10.6403	0	0	NA	NA	212354114
Trusts		20	7463689	0	0	7463689	0.374	7463689	0	7463689	0.374	0	0.374	0	0	NA	NA	7463689
Foreign Nationals		1	2397	0	0	2397	0.0001	2397	0	2397	0.0001	0	0.0001	0	0	NA	NA	2397
Hindu Undivided Family		11099	7558675	0	0	7558675	0.3787	7558675	0	7558675	0.3787	0	0.3787	0	0	NA	NA	7558675
Foreign Companies		2	95657961	0	0	95657961	4.7931	95657961	0	95657961	4.7931	0	4.7931	0	0	NA	NA	95657961
Bc Asia Growth Investments	AADC6851C	1	63820990	0	0	63820990	3.1978	63820990	0	63820990	3.1978	0	3.1978	0	0	NA	NA	63820990
Bc Investments VI Limited	AAGCB3659R	1	31836971	0	0	31836971	1.5952	31836971	0	31836971	1.5952	0	1.5952	0	0	NA	NA	31836971
Non Resident Indians (Non Repat)		1723	2120548	0	0	2120548	0.1063	2120548	0	2120548	0.1063	0	0.1063	0	0	NA	NA	2120548
Non Resident Indians (Repat)		3755	6545744	0	0	6545744	0.328	6545744	0	6545744	0.328	0	0.328	0	0	NA	NA	6545744
Clearing Member		356	8605489	0	0	8605489	0.4312	8605489	0	8605489	0.4312	0	0.4312	0	0	NA	NA	8605489
Bodies Corporate		1581	84399611	0	0	84399611	4.229	84399611	0	84399611	4.229	0	4.229	0	0	NA	NA	84399611
ICICI Prudential Life Insurance Company Limited	AAACI7351P	1	29964571	0	0	29964571	1.5014	29964571	0	29964571	1.5014	0	1.5014	0	0	NA	NA	29964571
Sub Total (B)(3)		438042	417200030	0	0	417200030	20.9044	417200030	0	417200030	20.9044	0	20.9044	0	0	NA	NA	417182647
Total Public Shareholding (B)= (B)(1)+(B)(2)+(B)(3)		438215	718234507	0	0	718234507	35.9881	718234507	0	718234507	35.9881	0	35.9881	0	0	NA	NA	718217124

Details of the shareholders acting as person in concert including their shareholding (Number and %) : NIL

Details of shares which remain unclaimed may be given here along with details such as Number of shareholders, outstanding shares held in demat/unclaimed suspense account, voting rights which are frozen etc.

No. of shareholders : 6

No. of shares :

689

Voting rights frozen :

689

Note :

(1) PAN would not be displayed on website of Stock Exchange(s)

(2) The above format needs to be disclosed along with the name of following persons: Institutions/Non Institutions holding more than 1% of total number of shares.

(3) W.r.t. the information pertaining to Depository Receipts, the same may be disclosed in the respective columns to the extent information available and the balance to be disclosed as held by custodian.




Table IV - Statement showing shareholding pattern of the Non Promoter- Non Public shareholder

Category & Name of the shareholders	PAN	Nos. of shareholders	No. of fully paid up equity shares held	Partly paid-up equity shares held	No. of shares underlying Depository Receipts	Total nos. shares held	Shareholding % calculated as per SCRR, 1957 As a % of (A+B+C2)	Number of Voting Rights held in each class of securities			No. of Shares Underlying Outstanding convertible securities (including Warrants)	Total Shareholding, as a % assuming full conversion of convertible securities (as a percentage of diluted share capital)	Number of Locked in shares		Number of Shares pledged or otherwise encumbered		Number of equity shares held in dematerialised form	
								No of Voting Rights					Total as a % of Total voting rights (A+B+C)	No. (a)	As a % of total Shares held(b)	No. (a)		As a % of total Shares held(b)
								Class Equity	Class eg: y	Total								
(I)	(II)	(III)	(IV)	(V)	(VI)	(VII) = (IV)+(V)+(VI)	(VIII) As a % of (A+B+C2)	(IX)			(X)	(XI) = (VII)+(X) As a % of (A+B+C2)	(XII)		(XIII)	(XIV)		
1 Custodian/DR Holder																	NA	
(a) Name of DR Holder (if applicable)																	NA	
(i) abc....																	NA	
(ii) efg....																	NA	
2 Employee Benefit Trust (under SEBI (Share based Employee Benefit) Regulations, 2014)																	NA	
(a) Name(abc...)																	NA	
Total Non-Promoter- Non Public Shareholding (C)= (C)(1)+(C)(2)																	NA	