

January 4, 2019

National Stock Exchange of India Limited

Exchange Plaza,
Plot No. C/1, G Block,
Bandra - Kurla Complex, Bandra (East),
Mumbai - 400 051.

BSE Limited

Corporate Relations Department,
1st Floor, New Trading Ring,
P. J. Towers, Dalal Street,
Mumbai - 400 001.

Symbol: L&TFH

Security Code No.: 533519

Kind Attn: Head – Listing Department / Dept of Corporate Communications

Sub: Shareholding Pattern for the quarter ended December 31, 2018

Dear Sir / Madam,

Pursuant to Regulation 31 of the SEBI (Listing Obligations and Disclosure Requirements) Regulations, 2015 ("Listing Regulations"), please find enclosed the Shareholding Pattern of the Company for the quarter ended December 31, 2018.

We request you to take the aforesaid on records.

Thanking you,

Yours faithfully,

For L&T Finance Holdings Limited



Apurva Rathod
Company Secretary and Compliance Officer

Encl: as above

L&T Finance Holdings Limited

Registered Office

Brindavan, Plot No. 177, C.S.T Road
Kalina, Santacruz (East)
Mumbai 400 098, Maharashtra, India
CIN: L67120MH2008PLC181833

T +91 22 6212 5000

F +91 22 6621 7509

E igrc@ltfs.com

www.ltfs.com

Shareholding Pattern under Regulation 31 of SEBI (Listing Obligations and Disclosure Requirements) Regulations, 2015


Annexure-1

1.	Name	Name of Listed Entity: L&T Finance Holdings Limited
2.	Scrip Code/Name of Scrip/Class of Security:	533519 / L&TFH
3.	Share Holding Pattern Filed under:	Reg. 31(1)(a)/Reg. 31(1)(b)/Reg. 31(1)(c) —
	a.	If under 31(1)(b) then indicate the report for Quarter ending December 31, 2018
	b.	If under 31(1)(c) then indicate date of allotment/extinguishment
4.	Declaration:	The Listed entity is required to submit the following declaration to the extent of submission of information:-

	Particulars	Yes*	No*
1	Whether the Listed Entity has issued any partly paid up shares?		No
2	Whether the Listed Entity has issued any Convertible Securities or Warrants?		No
3	Whether the Listed Entity has any shares against which depository receipts are issued?		No
4	Whether the Listed Entity has any shares in locked-in?	Yes	
5	Whether any shares held by promoters are pledge or otherwise encumbered?		No

* If the Listed Entity selects the option 'No' for the questions above, the columns for the partly paid up shares, Outstanding Convertible Securities/Warrants, depository receipts, locked-in shares, No of shares pledged or otherwise encumbered by promoters, as applicable, shall not be displayed at the time of dissemination on the Stock Exchange website. Also wherever there is 'No' declared by Listed Entity in above table the values will be considered as 'Zero' by default on submission of the format of holding of specified securities.

5	The tabular format for disclosure of holding of specified securities is as follows :-
---	---



L&T Finance Holdings Limited

Table I - Summary Statement holding of specified securities

Category	Category of shareholder	Nos. of shareholders	No. of fully paid up equity shares held	No. of Partly paid-up equity shares held	No. of shares underlying Depository Receipts	Total nos. shares held	Shareholding as a % of total no. of shares (calculated as per SCRR, 1957)	Number of Voting Rights held in each class of securities			No. of Shares Underlying Outstanding convertible securities (including Warrants)	Shareholding, as a % assuming full conversion of convertible securities (as a percentage of diluted share capital)	Number of Locked in shares		Number of Shares pledged or otherwise encumbered		Number of equity shares held in dematerialised form	
								No of Voting Rights					Total as a % of (A+B+C)	No. (a)	As a % of total Shares held(b)	No. (a)		As a % of total Shares held(b)
								Class eg: X	Class eg: y	Total								
(I)	(II)	(III)	(IV)	(V)	(VI)	(VII) = (IV)+(V)+ (VI)	(VIII) As a % of (A+B+C2)	(IX)			(X)	(XI)= (VII)+(X) As a % of (A+B+C2)	(XII)		(XIII)		(XIV)	
(A)	Promoter & Promoter Group	1	1277520203	0	0	1277520203	63.9613	1277520203	0	1277520203	63.9613	0	63.9613	107810899	8.439	0	0	1277520203
(B)	Public	484385	719811657	0	0	719811657	36.0387	719811657	0	719811657	36.0387	0	36.0387	0	0	NA	NA	719801731
(C)	Non Promoter - Non Public				0				0			0			0	NA	NA	
(C1)	Shares Underlying DRs	0	0	0	0	0	0	0	0	0	0	0	0	0	0	NA	NA	0
(C2)	Shares Held By Employee Trust	0	0	0	0	0	0	0	0	0	0	0	0	0	0	NA	NA	0
	Total	484386	1997331860	0	0	1997331860	100	1997331860	0	1997331860	100	0	100	107810899	5.3977	0	0	1997321934


Yankon
 JSR

 JSR

Table II - Statement showing shareholding pattern of the Promoter and Promoter Group

	Category & Name of the shareholders	PAN	Nos. of shareholders	No. of fully paid up equity shares held	Partly paid-up equity shares held	No. of shares underlying Depository Receipts	Total nos. shares held	Shareholding % calculated as per SCRR, 1957 As a % of (A+B+C2)	Number of Voting Rights held in each class of securities			No. of Shares Underlying Outstanding convertible securities (including Warrants)	Shareholding , as a % assuming full conversion of convertible securities (as a percentage of diluted share capital)	Number of Locked in shares		Number of Shares pledged or otherwise encumbered		Number of equity shares held in dematerialised form	
									No of Voting Rights					Total as a % of (A+B+C)	No. (a)	As a % of total Shares held(b)	No. (a)		As a % of total Shares held(b)
									Class eg: X	Class eg: y	Total								
	(I)	(II)	(III)	(IV)	(V)	(VI)	(VII) = (IV)+(V)+ (VI)	(VIII) As a % of (A+B+C2)	(IX)			(X)	(XI)= (VII)+(X) As a % of (A+B+C2)	(XII)		(XIII)		(XIV)	
1	Indian																		
(a)	Individuals / Hindu Undivided Family		0	0	0	0	0	0.0000	0	0	0	0.0000	0	0.0000	0	0.0000	0	0.0000	0
(b)	Central Government / State Government(s)		0	0	0	0	0	0.0000	0	0	0	0.0000	0	0.0000	0	0.0000	0	0.0000	0
(c)	Financial Institutions / Banks		0	0	0	0	0	0.0000	0	0	0	0.0000	0	0.0000	0	0.0000	0	0.0000	0
(d)	Any Other (Specify)		1	1277520203	0	0	1277520203	63.9613	1277520203	0	1277520203	63.9613	0	63.9613	107810899	8.4391	0	0.0000	1277520203
	Bodies Corporate		1	1277520203	0	0	1277520203	63.9613	1277520203	0	1277520203	63.9613	0	63.9613	107810899	8.4391	0	0.0000	1277520203
	Larsen And Toubro Limited	AAACL0140P	1	1277520203	0	0	1277520203	63.9613	1277520203	0	1277520203	63.9613	0	63.9613	107810899	8.4391	0	0.0000	1277520203
	Sub Total (A)(1)		1	1277520203	0	0	1277520203	63.9613	1277520203	0	1277520203	63.9613	0	63.9613	107810899	8.4391	0	0.0000	1277520203
2	Foreign																		
(a)	Individuals (Non-Resident Individuals / Foreign Individuals)		0	0	0	0	0	0.0000	0	0	0	0.0000	0	0.0000	0	0.0000	0	0.0000	0
(b)	Government		0	0	0	0	0	0.0000	0	0	0	0.0000	0	0.0000	0	0.0000	0	0.0000	0
(c)	Institutions		0	0	0	0	0	0.0000	0	0	0	0.0000	0	0.0000	0	0.0000	0	0.0000	0
(d)	Foreign Portfolio Investor		0	0	0	0	0	0.0000	0	0	0	0.0000	0	0.0000	0	0.0000	0	0.0000	0
(e)	Any Other (Specify)		0	0	0	0	0	0.0000	0	0	0	0.0000	0	0.0000	0	0.0000	0	0.0000	0
	Sub Total (A)(2)		0	0	0	0	0	0.0000	0	0	0	0.0000	0	0.0000	0	0.0000	0	0.0000	0
	Total Shareholding Of Promoter And Promoter Group [A]= [A](1)+[A](2)		1	1277520203	0	0	1277520203	63.9613	1277520203	0	1277520203	63.9613	0	63.9613	107810899	8.4391	0	0.0000	1277520203

Details of Shares which remain unclaimed may be given hear along with details such as number of shareholders, outstanding shares held in demat/unclaimed suspense account, voting rights which are frozen etc.
 No. of shareholders : 0
 No. of shares outstanding : 0

Note :
 (1) PAN would not be displayed on website of Stock Exchange(s)
 (2) The term 'Encumbrance' has the same meaning as assigned under regulation 28(3) of SEBI (Substantial Acquisition of Shares and Takeovers) Regulations, 2011.


Jshah


Table III - Statement showing shareholding pattern of the Public shareholder

Category & Name of the shareholders	PAN	Nos. of shareholders	No. of fully paid up equity shares held	Partly paid-up equity shares held	No. of shares underlying Depository Receipts	Total nos. shares held	Shareholding % calculated as per SCRR, 1957 As a % of (A+B+C2)	Number of Voting Rights held in each class of securities			No. of Shares Underlying Outstanding convertible securities (including Warrants)	Shareholding, as a % assuming full conversion of convertible securities (as a percentage of diluted share capital)	Number of Locked in shares		Number of Shares pledged or otherwise encumbered		Number of equity shares held in dematerialised form	
								No of Voting Rights					Total as a % of (A+B+C)	No. (a)	As a % of total Shares held(b)	No. (a)		As a % of total Shares held(b)
								Class eg: X	Class eg: y	Total								
(i)	(ii)	(iii)	(iv)	(v)	(vi)	(vii) =	(viii) As a %	(ix)			(x)	(xi) = (vii)+(x) As a %	(xii)		(xiii)		(xiv)	
1	Institutions																	
(a)	Mutual Fund		15	68329475	0	0	68329475	3.421	68329475	0	68329475	3.421	0	0	NA	NA		68329475
	Aditya Birla Sun Life Trustee Private Limited A/C Aditya Birla Sun Life Equity Hybrid '95 Fund	AAATB0102C	1	45025418	0	0	45025418	2.2543	45025418	0	45025418	2.2543	0	0	NA	NA		45025418
(b)	Venture Capital Funds		0	0	0	0	0	0	0	0	0	0	0	0	NA	NA		0
(c)	Alternate Investment Funds		6	1843040	0	0	1843040	0.0923	1843040	0	1843040	0.0923	0	0	NA	NA		1843040
(d)	Foreign Venture Capital Investors		0	0	0	0	0	0	0	0	0	0	0	0	NA	NA		0
(e)	Foreign Portfolio Investor		136	211403748	0	0	211403748	10.5843	211403748	0	211403748	10.5843	0	0	NA	NA		211403748
	Citigroup Global Markets Mauritius Private Limited	AAFCS3274C	1	57869992	0	0	57869992	2.8974	57869992	0	57869992	2.8974	0	0	NA	NA		57869992
	Smallcap World Fund, Inc	AABC3581L	1	23989890	0	0	23989890	1.2011	23989890	0	23989890	1.2011	0	0	NA	NA		23989890
(f)	Financial Institutions / Banks		7	8600843	0	0	8600843	0.4306	8600843	0	8600843	0.4306	0	0	NA	NA		8600843
(g)	Insurance Companies		0	0	0	0	0	0	0	0	0	0	0	0	NA	NA		0
(h)	Provident Funds/ Pension Funds		0	0	0	0	0	0	0	0	0	0	0	0	NA	NA		0
(i)	Any Other (Specify)		0	0	0	0	0	0	0	0	0	0	0	0	NA	NA		0
	Sub Total (B)(1)		164	290177106	0	0	290177106	14.5282	290177106	0	290177106	14.5282	0	0	NA	NA		290177106
2	Central Government/ State Government(s)/ President of India																	
	Sub Total (B)(2)		0	0	0	0	0	0	0	0	0	0	0	0	NA	NA		0
3	Non-Institutions																	
(a)	Individuals			0	0										NA	NA		
	i. Individual shareholders holding nominal share capital up to Rs. 2 lakhs.		462432	181623952	0	0	181623952	9.0933	181623952	0	181623952	9.0933	0	0	NA	NA		181614026
	ii. Individual shareholders holding nominal share capital in excess of Rs. 2 lakhs.		690	43526838	0	0	43526838	2.1792	43526838	0	43526838	2.1792	0	0	NA	NA		43526838
(b)	NBFCs registered with RBI		19	158168	0	0	158168	0.0079	158168	0	158168	0.0079	0	0	NA	NA		158168
	Trust Employee		1	2250	0	0	2250	0.0001	2250	0	2250	0.0001	0	0	NA	NA		2250
(d)	Overseas Depositories(holding DRs) (balancing figure)		0	0	0	0	0	0	0	0	0	0	0	0	NA	NA		0
(e)	Any Other (Specify)		21079	204323343	0	0	204323343	10.2298	204323343	0	204323343	10.2298	0	0	NA	NA		204323343
	Trusts		22	7722641	0	0	7722641	0.3866	7722641	0	7722641	0.3866	0	0	NA	NA		7722641
	Foreign Nationals		1	2768	0	0	2768	0.0001	2768	0	2768	0.0001	0	0	NA	NA		2768
	Hindu Undivided Family		12052	8246770	0	0	8246770	0.4129	8246770	0	8246770	0.4129	0	0	NA	NA		8246770
	Foreign Companies		2	95657961	0	0	95657961	4.7893	95657961	0	95657961	4.7893	0	0	NA	NA		95657961
	Bc Asia Growth Investments	AADC86851C	1	63820990	0	0	63820990	3.1953	63820990	0	63820990	3.1953	0	0	NA	NA		63820990
	Bc Investments Vi Limited	AAGCB3659R	1	31836971	0	0	31836971	1.594	31836971	0	31836971	1.594	0	0	NA	NA		31836971
	Non Resident Indians (Non Repat)		2162	2688169	0	0	2688169	0.1346	2688169	0	2688169	0.1346	0	0	NA	NA		2688169
	Non Resident Indians (Repat)		4741	7689723	0	0	7689723	0.385	7689723	0	7689723	0.385	0	0	NA	NA		7689723
	Clearing Member		375	3279259	0	0	3279259	0.1642	3279259	0	3279259	0.1642	0	0	NA	NA		3279259
	Bodies Corporate		1724	79036052	0	0	79036052	3.9571	79036052	0	79036052	3.9571	0	0	NA	NA		79036052
	Icici Prudential Life Insurance Company Limited	AAACI7351P	1	49210894	0	0	49210894	2.4638	49210894	0	49210894	2.4638	0	0	NA	NA		49210894
	Sub Total (B)(3)		484221	429634551	0	0	429634551	21.5104	429634551	0	429634551	21.5104	0	0	NA	NA		429624625
	Total Public Shareholding (B)= (B)(1)+(B)(2)+(B)(3)		484385	719811657	0	0	719811657	36.0387	719811657	0	719811657	36.0387	0	0	NA	NA		719801731

Details of the shareholders acting as person in concert including their shareholding (Number and %) : NIL

Details of shares which remain unclaimed may be given here along with details such as Number of shareholders, outstanding shares held in demat/unclaimed suspense account, voting rights which are frozen etc.

No. of shareholders : 6 No. of shares : 689 Voting rights frozen : 689

Note :

(1) PAN would not be displayed on website of Stock Exchange(s)

(2) The above format needs to be disclosed along with the name of following persons: Institutions/Non Institutions holding more than 1% of total number of shares.

(3) W.r.t. the information pertaining to Depository Receipts, the same may be disclosed in the respective columns to the extent information available and the balance to be disclosed as held by custodian.




Table IV - Statement showing shareholding pattern of the Non Promoter- Non Public shareholder

Category & Name of the shareholders	PAN	Nos. of shareholders	No. of fully paid up equity shares held	Partly paid-up equity shares held	No. of shares underlying Depository Receipts	Total nos. shares held	Shareholding % calculated as per SCRR, 1957 As a % of (A+B+C2)	Number of Voting Rights held in each class of securities			No. of Shares Underlying Outstanding convertible securities (including Warrants)	Shareholding, as a % assuming full conversion of convertible securities (as a percentage of diluted share capital)	Number of Locked in shares		Number of Shares pledged or otherwise encumbered		Number of equity shares held in dematerialised form	
								No of Voting Rights					Total as a % of (A+B+C)	No. (a)	As a % of total Shares held(b)	No. (a)		As a % of total Shares held(b)
								Class eg: X	Class eg: Y	Total								
(I)	(II)	(III)	(IV)	(V)	(VI)	(VII) = (IV)+(V)+(VI)	(VIII) As a % of (A+B+C2)	(IX)			(X)	(XI) = (VII)+(X) As a % of (A+B+C2)	(XII)		(XIII)	(XIV)		
1 Custodian/DR Holder		0	0	0	0	0	0.0000	0	0	0	0.0000	0	0.0000	0	0.0000	NA	NA	0
Employee Benefit Trust (under SEBI (Share based Employee Benefit) Regulations, 2014)		0	0	0	0	0	0.0000	0	0	0	0.0000	0	0.0000	0	0.0000	NA	NA	0
Total Non-Promoter- Non Public Shareholding (C) = (C1)+(C2)		0	0	0	0	0	0.0000	0	0	0	0.0000	0	0.0000	0	0.0000	NA	NA	0

Mishra

Tshah



R &